

2022



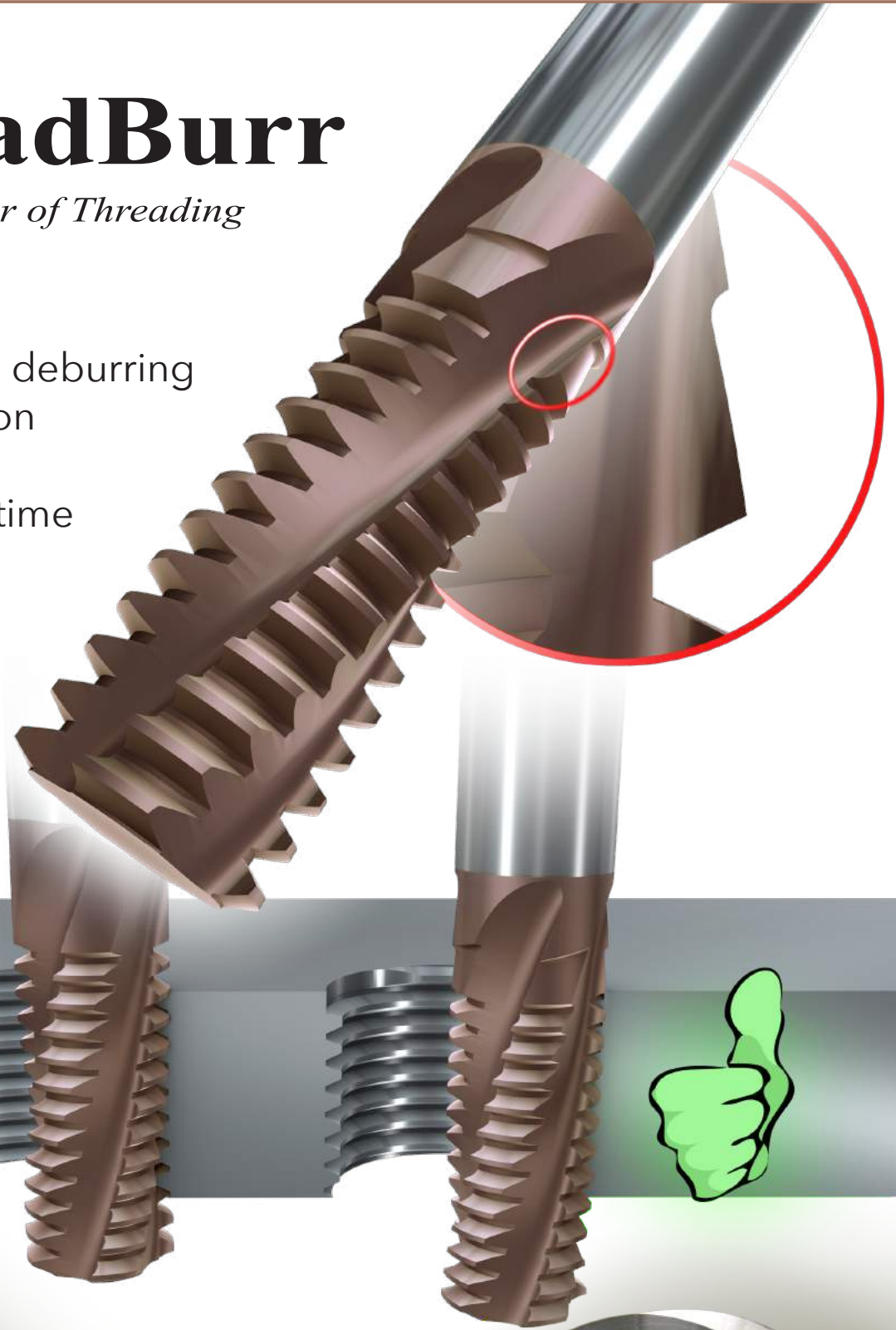
**Thread Mills**

# ThreadBurr

*The Master of Threading*

Threading and deburring  
in one operation

No additional time  
for deburring



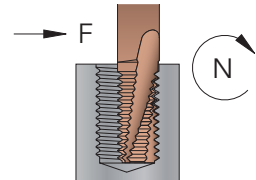
# THREAD MILLING

## CONTENTS



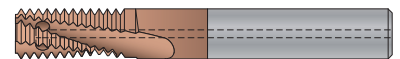
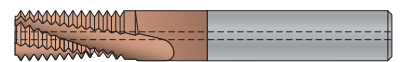
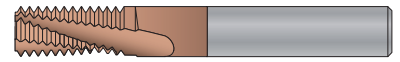
Technical Information

4




Solid Carbide Thread Mills, ThreadBurr

without Internal Coolant	14
with Internal Axial Coolant	22
with Internal Radial Coolant	23



Solid Carbide Thread Mills

with One Tooth	24
with Two Teeth	26
with Chamfer	27



Tapered End Mills for NPT/NPTF/BSPT

21

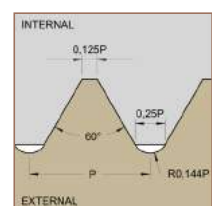


Thread Designations

28

Common Thread Profiles

31




### Why choose Thread Milling instead of Tapping?

#### 1. A secure machining operation

Minimal risk of machine stoppages as the cutting forces are low and the chips are short. The work piece will not be destroyed in case of tool failure, as the tool will not get stuck since the diameter of the thread mill is smaller than the thread.

Tap breakage destroy easily expensive work pieces, as threading often is the last operation on the part.



Milling

Tapping

#### 2. Difficult machined materials

The excellent cutting conditions with low cutting forces makes it possible to thread mill materials such as hardened steel up to HRC 65, Titanium and other difficult machined materials.

Laser cut holes becomes more common. Threading with a tap is difficult because the surface has become hard, but with a thread mill it is easily done.



Milling

65 HRC



Tapping

#### 3. Different tolerances

Very tight tolerances are possible to get by using radius correction in the CNC-program.

With taps you need different tools for different tolerances. The tap is used up after wear, but with a thread mill you can continue threading after adjusting with radius compensation.

If you make a surface treatment, special taps must be used, if not the threading has to be made afterwards to get correct tolerance. With a thread mill, the thread can be made before treatment. No machining is needed after the treatment and the thread is protected against rust and wear.

#### 4. Better thread quality

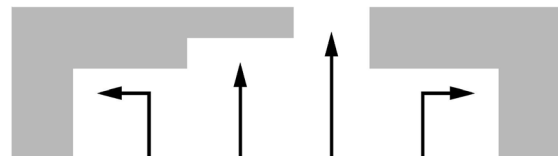
The cutting conditions are optimal when thread milling. The chip evacuation is very good as the tool diameter is smaller than the the thread diameter. The thread will have very good surface finish and quality.

When tapping, the tool size is the same as the thread size and the tap has to force the chip through the thread. The result is a thread that may not be good enough.



#### 5. Flexible tool

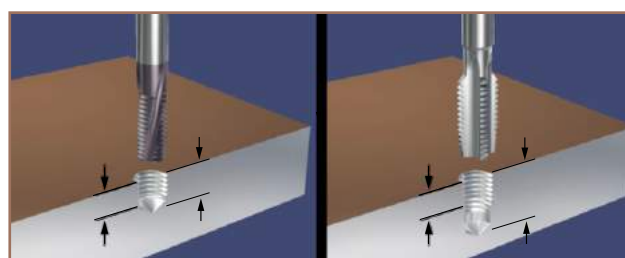
Same cutter can be used for both right hand and left hand threads. Threads with different diameters and tolerances can be made with the same tool as long as the pitch is the same. The same thread mill can be used for blind holes and through holes. W, BSPT, PG, NPT, NPTF and NPSF are thread profiles where you can use the same tool for external and internal threads.



#### 6. Threading in blind holes

With thread milling, a full thread profile is obtained all the way to the bottom of the hole. This allows you to make a thread where it is usually not possible.

With tapping it is necessary to drill much deeper as it is only from the third thread you get the complete thread profile.



Milling

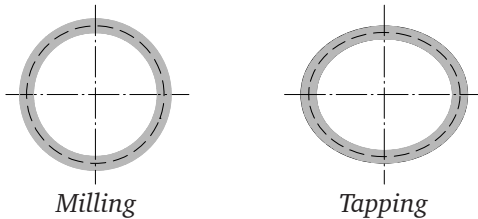
Tapping

## Advantages

### Why choose Thread Milling instead of Tapping?


#### 7. Threading in thin-walled components

No deflection of the material when thread milling thin-walled components as the cutting forces are low.



#### 8. Threading without burrs

The thread entrance will be burr free when using ThreadBurr. Threading and deburring in one operation. No additional time for deburring.



#### 9. Shorter machining time

Tapping is normally considered as a quicker method than milling. That is correct in small coarse threads if you do not take in consideration the time for chamfering.

The machining time will be short while using ThreadBurr as the thread will be deburred when threading, so chamfering is not necessary to get a good thread. Big diameters, fine pitches and long threads saves most time compared with tapping.

If you have threads with the same pitch you will save time in tool changes as you can use the same thread mill for different diameters.



#### 10. Threading in smaller machines

As the cutting forces are low it is possible to make large threads and big pitches in smaller machines.

#### 11. Less wear on the machine spindle

Thread milling result in longer service life of the machine spindle compared with tapping as the rotation on the spindle does not need to be stopped and reversed for every thread.




#### 12. Energy-saving production

Low energy consumption as the machine spindle does not need to be stopped and started for reversing.



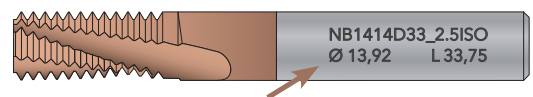
#### 13. Threading in a lathe with live tools

Thread milling reduce machining time compared with thread turning. Excellent chip control minimizes the risk of tool failure.



#### 14. Correct Thread Diameter right away

The Pitch diameter has been optically measured on thread mills from SmiCut and the theoretical external diameter has been individually laser marked on each cutter so you get a thread in tolerance right away. When the tool starts to wear it is possible to make adjustments in the CNC-program.



Theoretical external diameter is laser marked

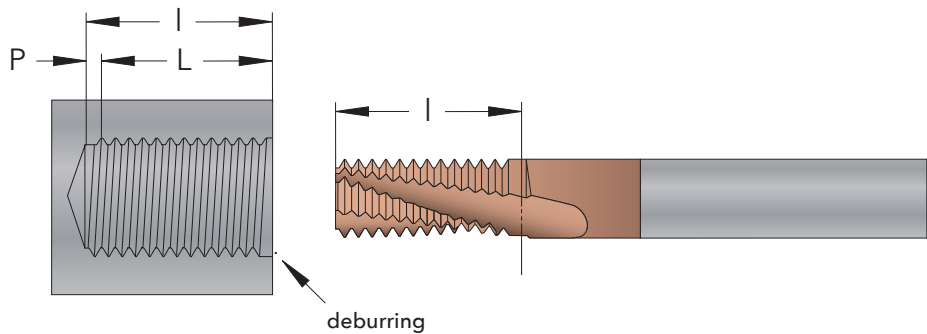
# SOLID CARBIDE THREAD MILLS

## ThreadBurr

### Threading & Deburring in one operation

The advantage with ThreadBurr is that you can thread and deburr in one operation. No additional time for deburring and countersink is needed. The deburring operation is made automatically when thread milling, which gives you the deburring without any extra costs.

There is no disadvantage to use the ThreadBurr, even if you do not use the deburring function. ThreadBurr is standard on all thread mills from SmiCut.

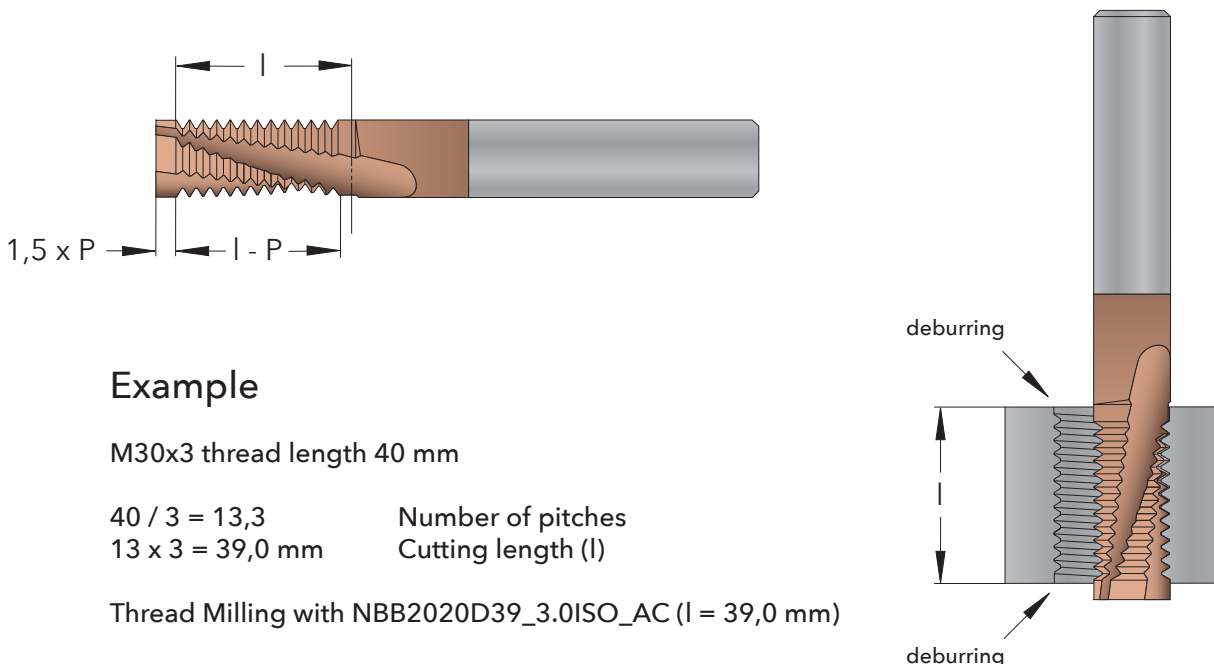


To get a nice entry and a burr free thread you need to start out with going to full depth (l) in to the hole before starting the threading operation. The thread length (L) will be the cutting length (l) minus one pitch (P).

### Double ThreadBurr

It is possible to get the thread deburred on both sides. For this operation you need to use a special tool as thread length depends on the thickness of the material. Have in mind the following when you order a tool for deburring on both sides.

- The cutting length (l) should be equivalent to the thickness of the material.



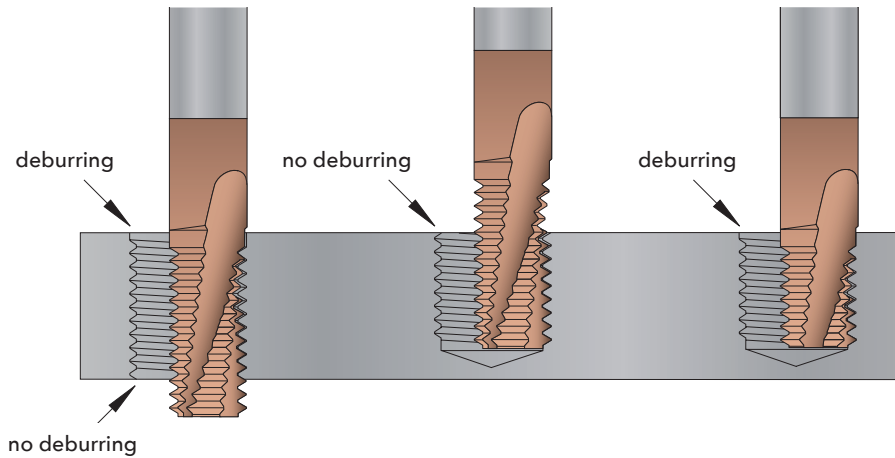
#### Example

M30x3 thread length 40 mm

$40 / 3 = 13,3$       Number of pitches  
 $13 \times 3 = 39,0$       Cutting length (l)

Thread Milling with NBB2020D39\_3.0ISO\_AC (l = 39,0 mm)

## ThreadBurr



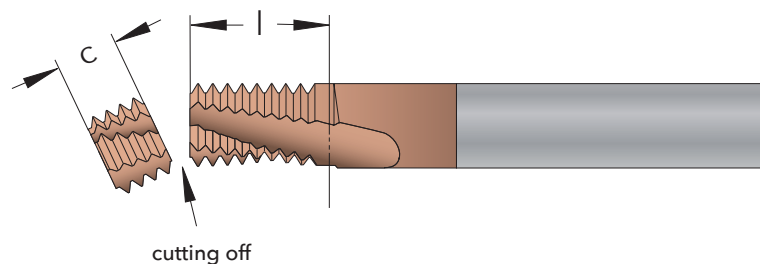
## Through holes

You can always use a standard tool for through holes. Please take in mind you should use a tool as short as possible to get best stability and economy.

## Blind Holes

With blind holes it is important to have the correct cutting length (l) on the tool to get the thread deburred. Normally you will find a suitable standard tool. If not, we will cut the tool to the correct length with extremely short delivery time and at a reasonable price. Have in mind the following when you order a tool for blind holes.

- The cutting length (l) should be required thread length (L) plus one pitch (P).
- The distance to cut off (c) has to be dividable by the pitch (P).



## Example

M16x1,5 thread length 24 mm  
Thread Milling with NB1212D29\_1.5ISO\_AC (L = 29,25 mm)

$24 + 1,5 = 25,5$ mm	Required cutting length (l)
$29,25 - 25,5 = 3,75$ mm	Maximum cutting off
$3,75 / 1,5 = 2,5$	Number of pitches to cut off
$2 \times 1,5 = 3,0$ mm	Distance to cut off (c)
$29,25 - 3,0 = 26,25$ mm	Cutting length (l) after cutting off
$26,25 - 1,5 = 24,75$ mm	Thread length (L) after cutting off

You only need to cut off the tool when you want to use the deburring function on blind holes and if there is no standard tool with suitable cutting length.

# THREAD MILLING

## Correct Diameter

### How to choose correct Thread Mill Diameter

When thread milling, the diameter of the tool has to be smaller than the thread diameter. The reason for this is that the thread has a helix angle, but the tool is straight. If the tool is too big there will be a deviation on the thread profile. The size of this deviation depends on several parameters.

1. Thread diameter
2. Cutter diameter
3. Profile angle
4. Pitch

Big cutter diameter compared with thread diameter, small profile angle and big pitch. These are parameters that gives bigger deviation.



There are three alternatives too choose correct thread mill diameter.

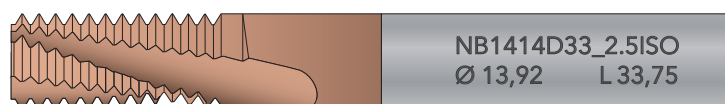
1. SmiCut Catalogue
2. SmiCut Online Store, [smicut.store](http://smicut.store) (see page 9)
3. SmiProg Software, [smicut.com](http://smicut.com) (see page 10)

### How to get correct Thread Diameter

The pitch diameter has become optically measured on thread mills from SmiCut and the theoretical external diameter has been individually laser marked on each cutter. This diameter is what you should use in your program to get a correct diameter on your thread.

For coarse threads you are normally in the middle of the tolerance if you use the laser marked value.

Fine threads may be a little bit tight as you get a very small thread profile deviation on these threads (see above). If this is the case you can mill again after adjusting the diameter in your program.



### How to get a burr free Thread

Thread Mills from SmiCut (ThreadBurr) will give you a nice entry and a burr free thread. The cutting length is laser marked on the tool and you can find it as well in the catalogue. This is the distance you should go in to the hole from the surface to get a perfect entry.



## Select correct Thread Mill

### SmiCut Store helps you find suitable tools

If you need a Thread Mill for a specific thread and you need help to find the correct tool, just go to [smicut.store](http://smicut.store) and you will very quickly find suitable tools.

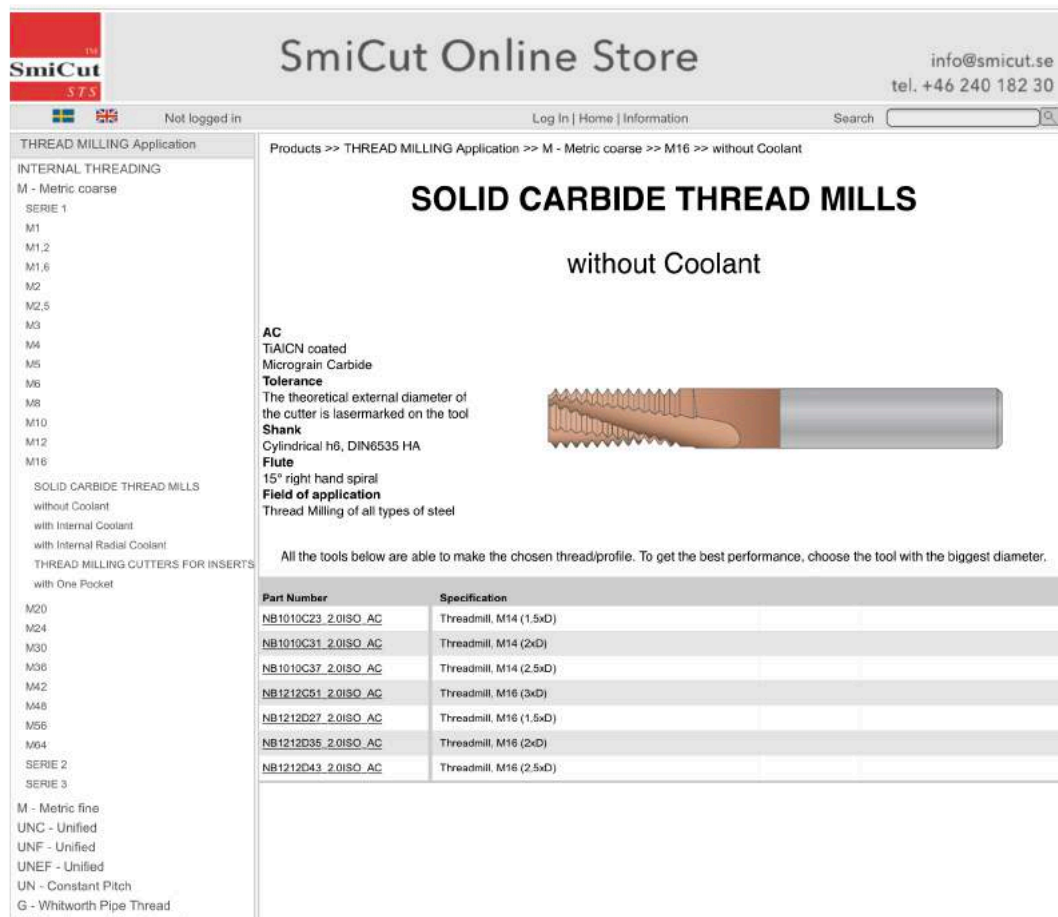
Example: M16 with thread length 32 mm

1. Choose THREAD MILLING Application on the left side
2. Choose M - Metric coarse
3. Choose M16
4. Choose what kind of tool you want, for example without coolant

Now you can see all solid carbide thread mills without coolant that are able to produce M16. From these ones you have to take a tool with a cutting length of at least 32 mm. You can see the cutting length on the part number (see next page for more information about "code key"). The most suitable tool is NB1212D35\_2.0ISO\_AC. If you want complete information about the dimensions press on the part number of the tool.

You are as well able to do this thread with a tool with a smaller diameter or longer thread length, but this result in longer machining time and/or not as good cutting conditions. Sometimes you choose this anyhow as you may already have the tool, the price is less or you want to have a tool that can make different sizes of threads.

To check machining time and cutting conditions for different tools, please use "SmiProg" (see next page).



The screenshot shows the SmiCut Online Store interface. The main heading is "SOLID CARBIDE THREAD MILLS without Coolant". Below this, there is a detailed description of the tool's properties:

- AC**: TiAlCN coated Micrograin Carbide
- Tolerance**: The theoretical external diameter of the cutter is lasermarked on the tool
- Shank**: Cylindrical h6, DIN6535 HA
- Flute**: 15° right hand spiral
- Field of application**: Thread Milling of all types of steel

A note states: "All the tools below are able to make the chosen thread/profile. To get the best performance, choose the tool with the biggest diameter." Below this is a table of available tools:

Part Number	Specification
NB1010C23_2.0ISO_AC	Threadmill, M14 (1.5xD)
NB1010C31_2.0ISO_AC	Threadmill, M14 (2xD)
NB1010C37_2.0ISO_AC	Threadmill, M14 (2.5xD)
NB1212C51_2.0ISO_AC	Threadmill, M16 (3xD)
NB1212D27_2.0ISO_AC	Threadmill, M16 (1.5xD)
NB1212D35_2.0ISO_AC	Threadmill, M16 (2xD)
NB1212D43_2.0ISO_AC	Threadmill, M16 (2.5xD)

### SmiProg makes it easy to Thread Mill

Specify control system, material, thread diameter, pitch and thread length. The program will recommend suitable tools. Choose one and you will receive suggested cutting data, time to mill the thread and CNC programming code. The software is made in excel and is less than 500kb even though it includes 22 different languages. Download SmiProg free of charge at [smicut.com](http://smicut.com). SmiProg is also available as a web app which makes it easy to use on a wide range of devices.

Choose among these languages

Chinese (simp.)  
Chinese (trad.)

Czech  
Danish  
Dutch  
English  
Estonian  
Euskera  
Finish  
French  
German  
Hungarian  
Italian  
Japanese  
Korean  
Norwegian  
Polish  
Portuguese  
Romanian  
Russian  
Spanish  
Swedish

### Thread Milling

Internal Thread Milling in Machining Center

Fanuc

M - Metric

Steel, Low Carbon, < 0,25% C, < 400 N/mm2

**D = thread diameter (mm)**  1

**P = pitch (mm)**  2

**L = thread length (mm)**  3

**S = safety distance (mm)**  4

NB08075C21\_1.5ISO\_AC


<b>d = cutter diameter (mm)</b>	7,5	5
<b>l = length of cutting edge (mm)</b>	21,75	6
<b>z = number of flutes</b>	3	7
<b>V = cutting speed (m/min)</b>	158	8
<b>Fz = feed/tooth (mm/tooth)</b>	0,021	9
<b>Number of passes, radial (max 3)</b>	1	10
<b>Number of passes, axial</b>	1	
<b>N = spindle speed (rpm)</b>	6 706	
<b>FD = feed at thread diameter (mm/min)</b>	422	
<b>Fd = feed in center of mill (mm/min)</b>	106	
<b>T = time to mill the thread (seconds)</b>	6,8	

[Please read before use!](#)

**CNC program for Fanuc**

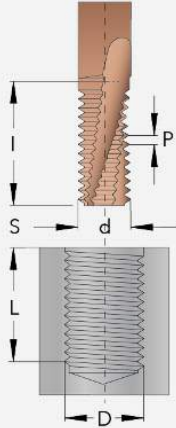
```
S6706 M3
G00 G91 Z-22.
G01 G41 X0.625 Y-0.625 F53
G03 X0.625 Y0.625 Z0.188 I0. J0.625
G03 X0. Y0. Z1.5 I-1.25 J0. F106
G03 X-0.625 Y0.625 Z0.188 I-0.625 J0. F530
G01 G40 X-0.625 Y-0.625
G00 Z20.124
```

info@smicut.se  
www.smicut.se  
Tel +46 240 182 30



copyright ©  
2021-09-29

English



### SmiProg - Tutorial Video Series

Learn how to use SmiProg and our Thread Mills with video tutorials. They are available in various languages.

Part 1: Introduction (2:38)

Part 2: The Basic Features (6:23)


Part 3: ThreadBurr & Correct Diameter (4:49)



### The Advantage of Thread Milling

Why use Thread Milling instead of other threading methods? This popular video from SmiCut shows you why Thread Milling is the superior way to make a thread.

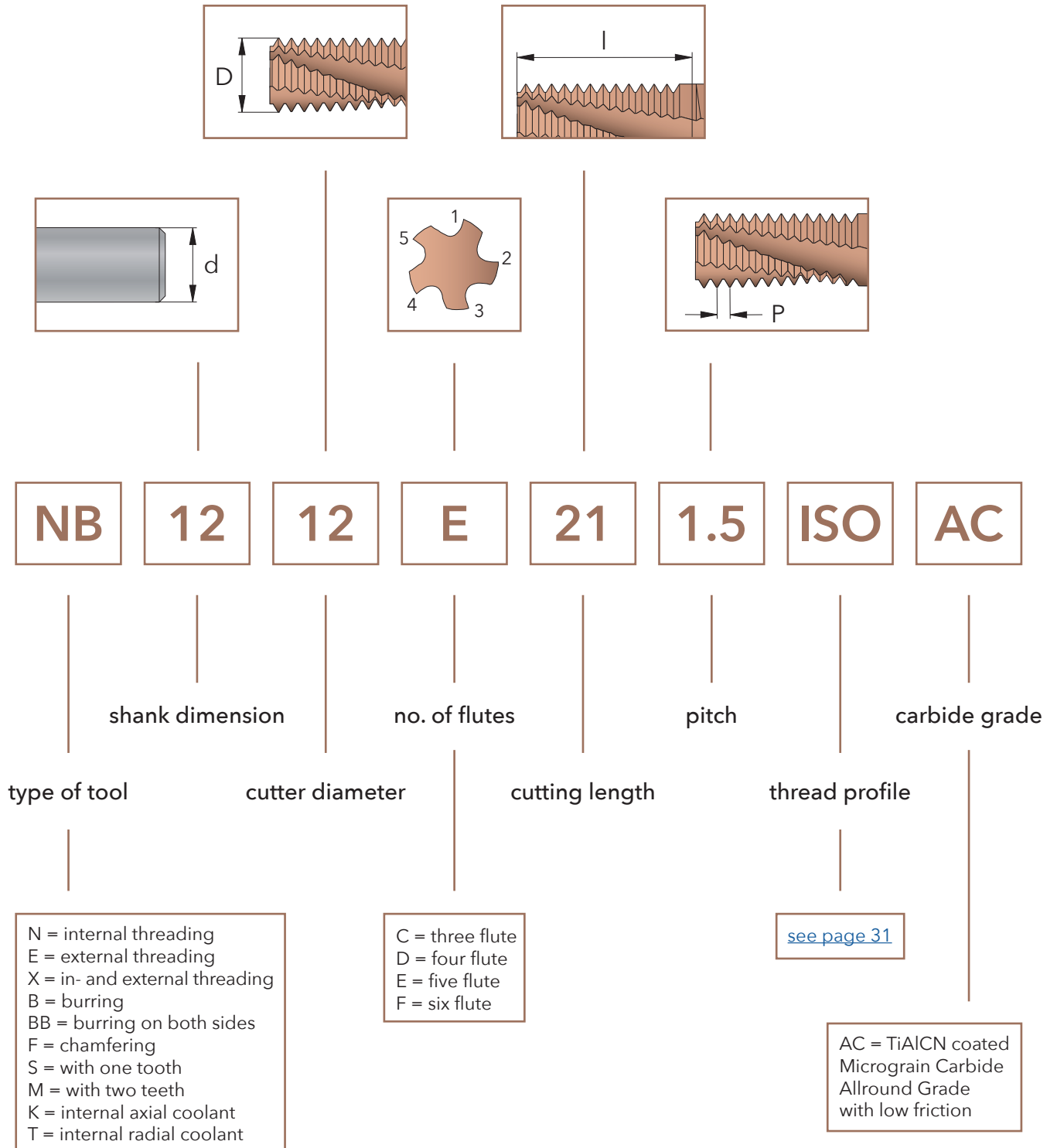
More than 200 000 views on



# THREAD MILLING

## Code Key

### Smart Part Numbers with Tool Specifications

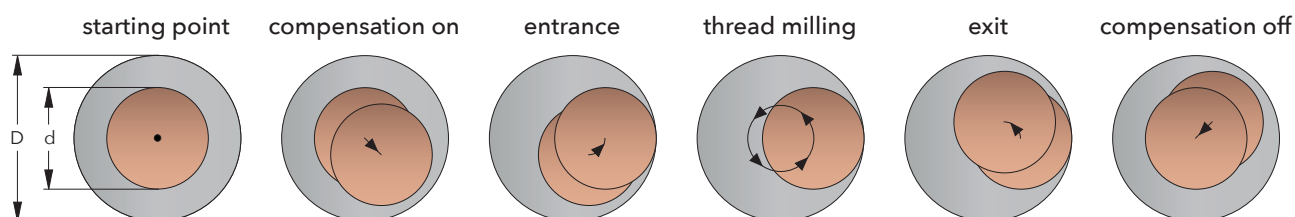


## Cutting Speed ( $V_c$ ) and Material Factor ( $F_m$ )

MATERIAL		Hardness HB	Tensile Strength N/mm <sup>2</sup>	Cutting Speed ( $V_c$ ) m/min	Material Factor ( $F_m$ )
Steel	Low carbon, C < 0,25%	< 120	< 400	150 - 200	1,2
	Medium carbon, C < 0,55%	< 200	< 700	120 - 170	1,1
	High carbon, C < 0,85%	< 250	< 850	110 - 150	1,0
	Low alloy	< 250	< 850	100 - 140	1,0
	High alloy	< 350	< 1200	70 - 110	0,9
	Hardened, HRC < 45			60 - 100	0,8
	Hardened, HRC < 55			30 - 60	0,7
	Hardened, HRC < 65			20 - 40	0,6
Cast iron	Lamellar graphite	< 150	< 500	130 - 180	1,2
	Lamellar graphite	< 300	< 1000	100 - 150	1,1
	Nodular graphite, malleable	< 200	< 700	100 - 150	1,0
	Nodular graphite, malleable	< 300	< 1000	80 - 120	0,9
Stainless steel	Free machining	< 250	< 850	130 - 180	1,0
	Austenitic	< 250	< 850	90 - 140	0,9
	Ferritic and austenitic	< 300	< 1000	80 - 120	0,8
Titanium	Unalloyed	< 200	< 700	60 - 80	0,8
	Alloyed	< 270	< 900	50 - 70	0,7
	Alloyed	< 350	< 1250	30 - 50	0,6
Nickel	Unalloyed	< 150	< 500	80 - 120	0,8
	Alloyed	< 270	< 900	60 - 80	0,7
	Alloyed	< 350	< 1250	50 - 70	0,6
Copper	Unalloyed	< 100	< 350	150 - 250	1,0
	Brass, bronze	< 200	< 700	130 - 180	1,0
	High strength bronze	< 470	< 1500	60 - 80	0,8
Aluminium	Unalloyed	< 100	< 350	500 - 900	1,4
	Alloyed, Si < 0.5%	< 150	< 500	400 - 800	1,3
	Alloyed, Si < 10%	< 120	< 400	300 - 500	1,2
	Alloyed, Si > 10%	< 120	< 400	200 - 400	1,1
Inconel	718	< 370		50 - 70	0,6
Graphite				300 - 500	1,0

## Engagement Factor ( $F_e$ )

	B/d = 0,05	B/d = 0,06	B/d = 0,07	B/d = 0,08	B/d = 0,09	B/d = 0,10	B/d = 0,12	B/d = 0,14	B/d = 0,16
L/d = 1,0	1,75	1,59	1,45	1,31	1,20	1,09	0,99	0,90	0,82
L/d = 1,25	1,52	1,38	1,25	1,14	1,04	0,94	0,86	0,78	0,70
L/d = 1,5	1,31	1,20	1,09	0,99	0,90	0,82	0,74	0,67	0,61
L/d = 1,75	1,20	1,09	0,99	0,90	0,82	0,74	0,67	0,61	0,56
L/d = 2,0	1,09	0,99	0,90	0,82	0,74	0,67	0,61	0,56	0,51
L/d = 2,25	0,99	0,90	0,82	0,74	0,67	0,61	0,56	0,51	0,46
L/d = 2,5	0,90	0,82	0,74	0,67	0,61	0,56	0,51	0,46	0,42
L/d = 3,0	0,78	0,70	0,64	0,58	0,53	0,48	0,44	0,40	0,36
L/d = 3,5	0,67	0,61	0,56	0,51	0,46	0,42	0,38	0,35	0,31
L/d = 4,0	0,61	0,56	0,51	0,46	0,42	0,38	0,35	0,31	0,29



## Diameter Factor ( $F_d$ )

d	Diameter Factor ( $F_d$ )
1,5	0,010
2,0	0,011
3,0	0,015
4,0	0,019
5,0	0,024
6,0	0,028
8,0	0,036
10,0	0,044
12,0	0,052
14,0	0,060
16,0	0,067
18,0	0,075
20,0	0,082
25,0	0,101
32,0	0,126
40,0	0,156

## Example

M24x3,0 thread length 36 mm

Carbon Steel, up to 400 N/mm<sup>2</sup>

Thread Milling with NB1616C40\_3.0ISO\_AC

$B = 0,54 \times 3 = 1,62$  mm

$B/d = 1,62/16 = 0,10$

$L/d = 36/16 = 2,25$

$F_z = 1,2 \times 0,61 \times 0,067 = 0,049$

$n = (160 \times 1000) / (\pi \times 16) = 3183$  rpm

$V_{fD} = 0,049 \times 3 \times 3183 = 468$  mm/min

$V_{fd} = 468 \times (24-16) / 24 = 156$  mm/min

$T = (278 \times 24) / 468 = 14$  seconds

$$B = 0,54 \times P$$

$$F_z = F_m \times F_e \times F_d$$

$$n = \frac{V_c \times 1000}{\pi \times d}$$

$$V_{fD} = F_z \times z \times n$$

$$V_{fd} = V_{fD} \times \frac{(D - d)}{D}$$

$$T = 278 \times \frac{D}{V_{fd}}$$

D = thread diameter (mm)

L = thread length (mm)

d = cutter diameter (mm)

B = depth of profile (mm)

P = pitch (mm)

z = no. of flutes

$F_z$  = feed / flute (mm/flute)

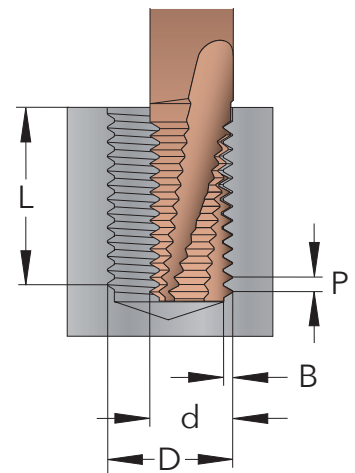
n = spindle speed (rpm)

$V_c$  = cutting speed (m/min)

$V_{fD}$  = feed at thread diameter  $\varnothing$  (mm/min)

$V_{fd}$  = feed at center of mill (mm/min)

T = time to mill the thread (seconds)



## Carbide Grade

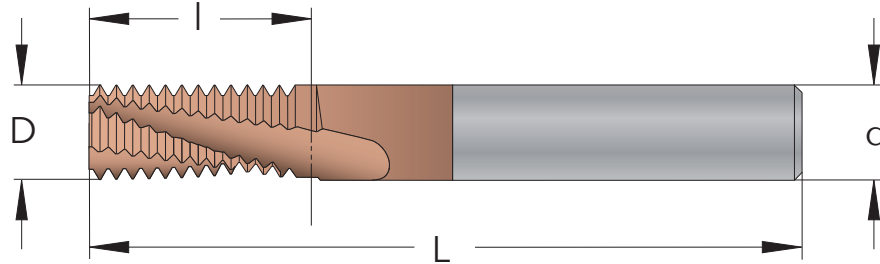
AC

Micrograin Carbide with TiAlCN coating.  
Allround Grade with low friction.  
Use cutting data according to the tables.

# SOLID CARBIDE THREAD MILLS

## ThreadBurr

**AC**  
*TiAlCN* coated  
 Micrograin Carbide  
**Tolerance**  
 The theoretical external diameter of the cutter is laser marked on the tool.  
**Shank**  
 Cylindrical h6, DIN6535 HA  
**Flute**  
 15° right hand spiral  
**Field of application**  
 Thread Milling of all types of steel



## M

## METRIC

Pitch mm	M coarse	M fine	INTERNAL Part Number	d mm	D mm	No. of Flutes	l mm	L mm
0,4	M2 (1,5xD)		NB04015C3_0.4ISO_AC	4	1,5	3	3,4	50
0,4	M2 (2xD)		NB04015C4_0.4ISO_AC	4	1,5	3	4,6	50
0,45	M2,2 (1,5xD)		NB04016C3_0.45ISO_AC	4	1,65	3	3,82	50
0,45	M2,2 (2xD)		NB04016C5_0.45ISO_AC	4	1,65	3	5,17	50
0,45	M2,5 (1,5xD)		NB04019C4_0.45ISO_AC	4	1,9	3	4,27	50
0,45	M2,5 (2xD)		NB04019C5_0.45ISO_AC	4	1,9	3	5,62	50
0,5	M3 (1,5xD)	≥ M3,5	NB04023C5_0.5ISO_AC	4	2,3	3	5,25	50
0,5	M3 (2xD)	≥ M3,5	NB04023C6_0.5ISO_AC	4	2,3	3	6,75	50
0,5	M3 (2,5xD)	≥ M3,5	NB04023C8_0.5ISO_AC	4	2,3	3	8,25	50
0,5	M3 (1,5xD)	≥ M3,5	NB06023C5_0.5ISO_AC	6	2,3	3	5,25	63
0,5	M3 (2xD)	≥ M3,5	NB06023C6_0.5ISO_AC	6	2,3	3	6,75	63
0,5	M3 (2,5xD)	≥ M3,5	NB06023C8_0.5ISO_AC	6	2,3	3	8,25	63
0,5		≥ M5	NB04038C10_0.5ISO_AC	4	3,8	3	10,75	50
0,5		≥ M5	NB06038C10_0.5ISO_AC	6	3,8	3	10,75	63
0,6	M3,5 (1,5xD)		NB04026C6_0.6ISO_AC	4	2,6	3	6,3	50
0,6	M3,5 (2xD)		NB04026C8_0.6ISO_AC	4	2,6	3	8,1	50
0,7	M4 (1,5xD)		NB0403C7_0.7ISO_AC	4	3	3	7,35	50
0,7	M4 (2xD)		NB0403C8_0.7ISO_AC	4	3	3	8,75	50
0,7	M4 (2,5xD)		NB0403C10_0.7ISO_AC	4	3	3	10,85	50
0,7	M4 (1,5xD)		NB0603C7_0.7ISO_AC	6	3	3	7,35	63
0,7	M4 (2xD)		NB0603C8_0.7ISO_AC	6	3	3	8,75	63
0,7	M4 (2,5xD)		NB0603C10_0.7ISO_AC	6	3	3	10,85	63
0,75	M4,5 (1,5xD)	≥ M5	NB04034C7_0.75ISO_AC	4	3,4	3	7,87	50
0,75	M4,5 (2xD)	≥ M5	NB04034C10_0.75ISO_AC	4	3,4	3	10,12	50
0,75		≥ M6	NB06045C10_0.75ISO_AC	6	4,5	3	10,87	63
0,75		≥ M6	NB06045C16_0.75ISO_AC	6	4,5	3	16,87	63
0,8	M5 (1,5xD)		NB04038C8_0.8ISO_AC	4	3,8	3	8,4	50
0,8	M5 (2xD)		NB04038C10_0.8ISO_AC	4	3,8	3	10,8	50
0,8	M5 (2,5xD)		NB04038C13_0.8ISO_AC	4	3,8	3	13,2	50
0,8	M5 (1,5xD)		NB06038C8_0.8ISO_AC	6	3,8	3	8,4	63
0,8	M5 (2xD)		NB06038C10_0.8ISO_AC	6	3,8	3	10,8	63
0,8	M5 (2,5xD)		NB06038C13_0.8ISO_AC	6	3,8	3	13,2	63
1	M6 (1,5xD)	≥ M8	NB06045C10_1.0ISO_AC	6	4,5	3	10,5	63
1	M6 (2xD)	≥ M8	NB06045C13_1.0ISO_AC	6	4,5	3	13,5	63
1	M6 (2,5xD)	≥ M8	NB06045C16_1.0ISO_AC	6	4,5	3	16,5	63
1	M6 (3xD)	≥ M8	NB06045C19_1.0ISO_AC	6	4,5	3	19,5	63
1		≥ M8	NB0606C10_1.0ISO_AC	6	6	3	10,5	63
1		≥ M8	NB0606C13_1.0ISO_AC	6	6	3	13,5	63
1		≥ M10	NB0808D10_1.0ISO_AC	8	8	4	10,5	63
1		≥ M10	NB0808D13_1.0ISO_AC	8	8	4	13,5	63
1		≥ M10	NB0808D17_1.0ISO_AC	8	8	4	17,5	63
1		≥ M12	NB1010E14_1.0ISO_AC	10	10	5	14,5	76
1		≥ M12	NB1010E19_1.0ISO_AC	10	10	5	19,5	76
1		≥ M14	NB1212F15_1.0ISO_AC	12	12	6	15,5	83
1		≥ M14	NB1212F21_1.0ISO_AC	12	12	6	21,5	83


# SOLID CARBIDE THREAD MILLS

continue

## M

## METRIC

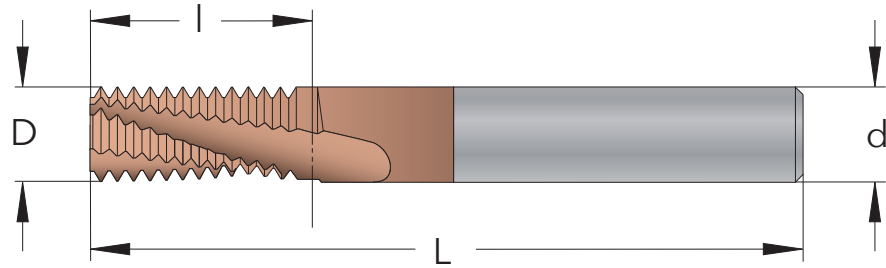
Pitch mm	M coarse	M fine	INTERNAL Part Number	d mm	D mm	No. of Flutes	l mm	L mm
1,25	M8 (1,5xD)	≥ M10	NB0606C14_1.25ISO_AC	6	6	3	14,37	63
1,25	M8 (2xD)	≥ M10	NB0606C18_1.25ISO_AC	6	6	3	18,12	63
1,25	M8 (2,5xD)	≥ M10	NB0606C21_1.25ISO_AC	6	6	3	21,87	63
1,25	M8 (3xD)	≥ M10	NB0606C25_1.25ISO_AC	6	6	3	25,62	76
1,5	M10 (1,5xD)	≥ M12	NB08075C17_1.5ISO_AC	8	7,5	3	17,25	63
1,5	M10 (2xD)	≥ M12	NB08075C21_1.5ISO_AC	8	7,5	3	21,75	76
1,5	M10 (2,5xD)	≥ M12	NB08075C27_1.5ISO_AC	8	7,5	3	27,75	76
1,5	M10 (3xD)	≥ M12	NB08075C32_1.5ISO_AC	8	7,5	3	32,25	76
1,5		≥ M14	NB1010D17_1.5ISO_AC	10	10	4	17,25	76
1,5		≥ M14	NB1010D23_1.5ISO_AC	10	10	4	23,25	76
1,5		≥ M16	NB1212E15_1.5ISO_AC	12	12	5	15,75	83
1,5		≥ M16	NB1212E21_1.5ISO_AC	12	12	5	21,75	83
1,5		≥ M16	NB1212E29_1.5ISO_AC	12	12	5	29,25	83
1,5		≥ M20	NB1616F18_1.5ISO_AC	16	16	6	18,75	89
1,5		≥ M20	NB1616F26_1.5ISO_AC	16	16	6	26,25	89
1,5		≥ M20	NB1616F35_1.5ISO_AC	16	16	6	35,25	100
1,75	M12 (1,5xD)		NB0808C20_1.75ISO_AC	8	8	3	20,12	76
1,75	M12 (2xD)		NB0808C27_1.75ISO_AC	8	8	3	27,12	76
1,75	M12 (1,5xD)		NB1009C20_1.75ISO_AC	10	9	3	20,12	76
1,75	M12 (2xD)		NB1009C27_1.75ISO_AC	10	9	3	27,12	76
1,75	M12 (2,5xD)		NB1009C32_1.75ISO_AC	10	9	3	32,37	100
1,75	M12 (3xD)		NB1009C37_1.75ISO_AC	10	9	3	37,62	100
2	M14 (1,5xD)	≥ M18	NB1010C23_2.0ISO_AC	10	10	3	23	76
2	M14 (2xD)	≥ M18	NB1010C31_2.0ISO_AC	10	10	3	31	100
2	M14 (2,5xD)	≥ M18	NB1010C37_2.0ISO_AC	10	10	3	37	100
2	M16 (1,5xD)	≥ M18	NB1212D27_2.0ISO_AC	12	12	4	27	83
2	M16 (2xD)	≥ M18	NB1212D35_2.0ISO_AC	12	12	4	35	100
2	M16 (2,5xD)	≥ M18	NB1212D43_2.0ISO_AC	12	12	4	43	100
2	M16 (3xD)	≥ M18	NB1212C51_2.0ISO_AC	12	12	3	51	100
2		≥ M20	NB1616E29_2.0ISO_AC	16	16	5	29	89
2		≥ M20	NB1616E39_2.0ISO_AC	16	16	5	39	100
2		≥ M24	NB2020F43_2.0ISO_AC	20	20	6	43	100
2		≥ M24	NB2020F57_2.0ISO_AC	20	20	6	57	120
2,5	M18 (1,5xD)		NB1212C31_2.5ISO_AC	12	12	3	31,25	100
2,5	M18 (2xD)		NB1212C38_2.5ISO_AC	12	12	3	38,75	100
2,5	M18 (2,5xD)		NB1212C48_2.5ISO_AC	12	12	3	48,75	100
2,5	M20 (1,5xD)		NB1414D33_2.5ISO_AC	14	14	4	33,75	89
2,5	M20 (2xD)		NB1414D43_2.5ISO_AC	14	14	4	43,75	100
2,5	M20 (2,5xD)		NB1615D53_2.5ISO_AC	16	15	4	53,75	120
2,5	M20 (3xD)		NB1615C63_2.5ISO_AC	16	15	3	63,75	120
3	M24 (1,5xD)	≥ M30	NB1616C40_3.0ISO_AC	16	16	3	40,5	100
3	M24 (2xD)	≥ M30	NB1616C52_3.0ISO_AC	16	16	3	52,5	120
3	M24 (2,5xD)	≥ M30	NB1818C64_3.0ISO_AC	18	18	3	64,5	130
3		≥ M30	NB2020D46_3.0ISO_AC	20	20	4	46,5	120
3		≥ M30	NB2020D61_3.0ISO_AC	20	20	4	61,5	150
3,5	M30 (1,5xD)		NB2020C50_3.5ISO_AC	20	20	3	50,75	120
3,5	M30 (2xD)		NB2020C64_3.5ISO_AC	20	20	3	64,75	150
3,5	M30 (2,5xD)		NB2020C78_3.5ISO_AC	20	20	3	78,75	150
4	M36 (1,5xD)	≥ M42	NB2020C58_4.0ISO_AC	20	20	3	58	150



# SOLID CARBIDE THREAD MILLS

## ThreadBurr for External Threading

**AC**  
 TiAlCN coated  
 Micrograin Carbide  
**Tolerance**  
 The theoretical external diameter of the cutter is laser marked on the tool.  
**Shank**  
 Cylindrical h6, DIN6535 HA  
**Flute**  
 15° right hand spiral  
**Field of application**  
 Thread Milling of all types of steel



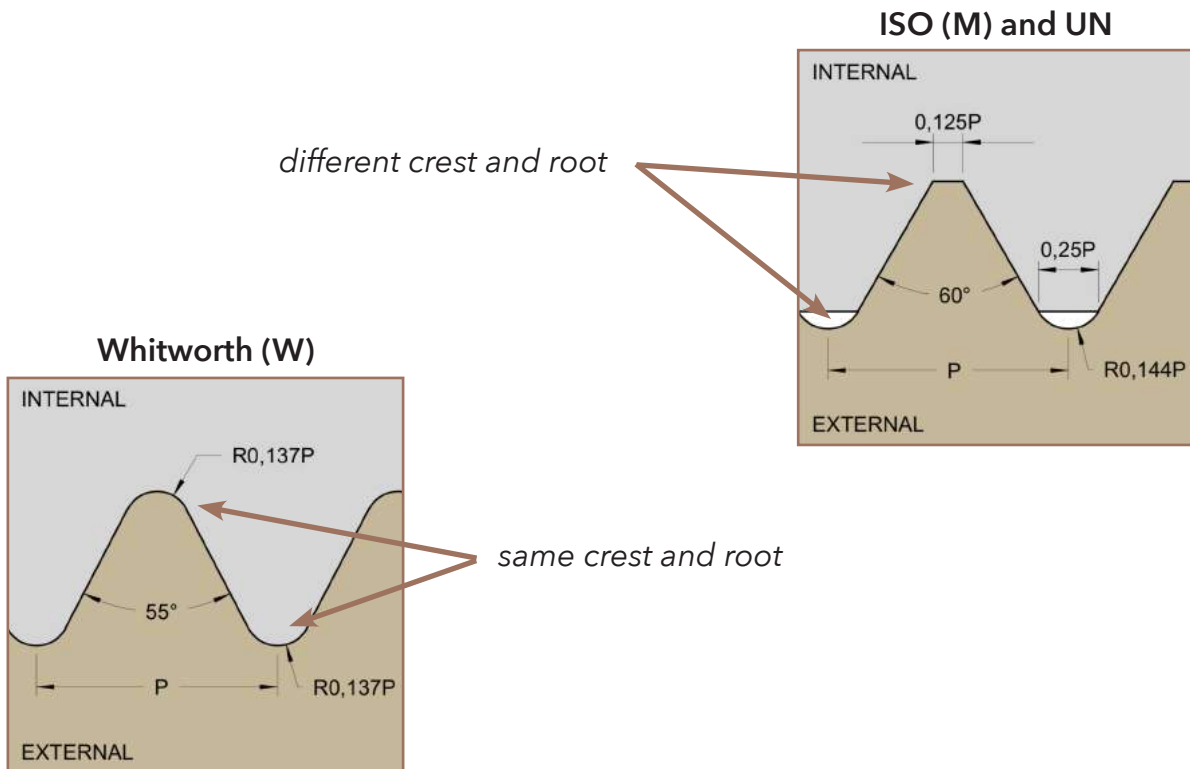
### M METRIC (external)

Pitch mm	EXTERNAL Part Number	d mm	D mm	No. of Flutes	l mm	L mm
1,0	EB1010E21_1.0ISO_AC	10	10	5	21,5	76
1,5	EB1212E26_1.5ISO_AC	12	12	5	26,25	83
2,0	EB1616E35_2.0ISO_AC	16	16	5	35	100

### Is it possible to use internal thread mills for external threads?

You can not use internal thread mills for external threads when threading Metrical (M) and Unified (UN) threads. They have different profile for internal and external. The internal thread has a bigger crest than root and for the external thread it is the opposite, the root is bigger than the crest.

Profiles such as W, BSPT, PG, NPT, NPTF and NPSF has the same crest as root and because of this it is possible for these profiles to use the same thread mill for internal and external threads.



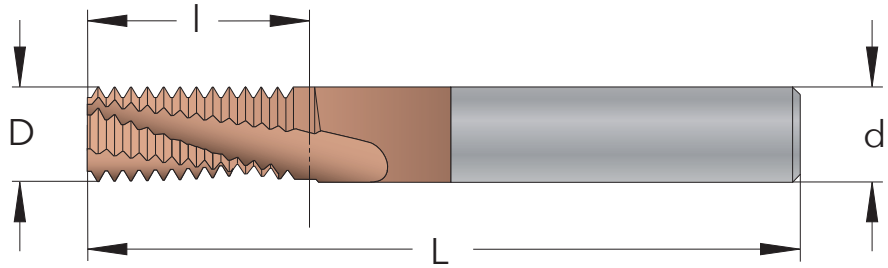


# SOLID CARBIDE THREAD MILLS



## ThreadBurr

**AC**  
TiAlCN coated  
Micrograin Carbide  
**Tolerance**  
The theoretical external diameter of the cutter is laser marked on the tool.  
**Shank**  
Cylindrical h6, DIN6535 HA  
**Flute**  
15° right hand spiral  
**Field of application**  
Thread Milling of all types of steel



## G/Rp

### WHITWORTH PIPE THREAD

Pitch TPI	Standard	INTERNAL / EXTERNAL Part Number	d mm	D mm	No. of Flutes	l mm	L mm
28	G 1/16 - 1/8	XB0606C10_28W_AC	6	6	3	10,43	63
28	G 1/8	XB0808D14_28W_AC	8	8	4	14,06	63
19	G 1/4 - 3/8	XB0808C15_19W_AC	8	8	3	15,37	63
19	G 1/4 - 3/8	XB1010D22_19W_AC	10	10	4	22,06	76
14	G 1/2 - 7/8	XB1212D20_14W_AC	12	12	4	20,86	83
14	G 1/2 - 7/8	XB1212D28_14W_AC	12	12	4	28,12	83
14	G 1/2 - 7/8	XB1616E28_14W_AC	16	16	5	28,12	89
11	G 1 - 1 1/2	XB1212C26_11W_AC	12	12	3	26,55	83
11	G 1 - 3	XB1616D40_11W_AC	16	16	4	40,41	100
11	G ≥ 1	XB2020E49_11W_AC	20	20	5	49,65	120

## R/Rc

### BSPT PIPE THREAD

Pitch TPI	Standard	INTERNAL / EXTERNAL Part Number	d mm	D mm	No. of Flutes	l mm	L mm
28	Rc 1/16 - 1/8	XB0606C10_28BSPT_AC	6	6	3	10,43	63
28	Rc 1/8	XB0808D14_28BSPT_AC	8	8	4	14,06	63
19	Rc 1/4 - 3/8	XB0808C15_19BSPT_AC	8	8	3	15,37	63
19	Rc 1/4 - 3/8	XB1010D22_19BSPT_AC	10	10	4	22,06	76
14	Rc 1/2 - 7/8	XB1212D20_14BSPT_AC	12	12	4	20,86	83
11	Rc 1 - 2	XB1616D31_11BSPT_AC	16	16	4	31,17	89

## PG

### STEEL CONDUIT THREAD DIN 40430

Pitch TPI	Standard	INTERNAL / EXTERNAL Part Number	d mm	D mm	No. of Flutes	l mm	L mm
20	Pg 7	XB0808C21_20PG_AC	8	8	3	20,96	63
18	Pg 9 - 16	XB1010C27_18PG_AC	10	10	3	27,52	76
16	Pg 21 - 48	XB1212D31_16PG_AC	12	12	4	30,96	83

W  
(straight)



BSPT  
(tapered)



1°47'

## How to know if I need W or BSPT?

Whitworth is a profile that is mainly used for pipe threads. When it is a straight thread it is W and when it is tapered BSPT.

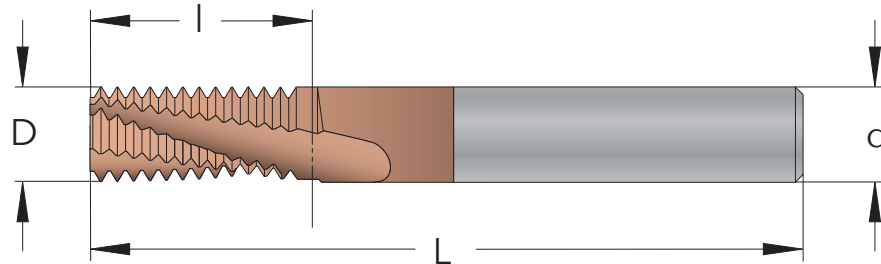
G thread → W  
Rp thread → W  
Rc thread → BSPT  
R thread → BSPT

For more information [see page 30.](#)

# SOLID CARBIDE THREAD MILLS

## ThreadBurr

**AC**  
*TiAlCN* coated  
 Micrograin Carbide  
**Tolerance**  
 The theoretical external diameter of the cutter is laser marked on the tool.  
**Shank**  
 Cylindrical h6, DIN6535 HA  
**Flute**  
 15° right hand spiral  
**Field of application**  
 Thread Milling of all types of steel



## UN

## UNIFIED

Pitch TPI	UNC	UNF	INTERNAL Part Number	d mm	D mm	No. of Flutes	l mm	L mm
64		No. 2 (1,5xD)	NB04017C3_64UN_AC	4	1,7	3	3,77	50
64		No. 2 (2xD)	NB04017C5_64UN_AC	4	1,7	3	4,96	50
56	No. 2 (1,5xD)		NB04016C3_56UN_AC	4	1,6	3	3,86	50
56	No. 2 (2xD)		NB04016C5_56UN_AC	4	1,6	3	5,22	50
56		No. 3 (1,5xD)	NB04019C4_56UN_AC	4	1,9	3	4,31	50
56		No. 3 (2xD)	NB04019C5_56UN_AC	4	1,9	3	5,67	50
48	No. 3 (1,5xD)		NB04019C4_48UN_AC	4	1,9	3	4,5	50
48	No. 3 (2xD)		NB04019C5_48UN_AC	4	1,9	3	5,56	50
48		No. 4 (1,5xD)	NB04021C5_48UN_AC	4	2,1	3	5,03	50
48		No. 4 (2xD)	NB04021C6_48UN_AC	4	2,1	3	6,61	50
44		No.5 (1,5xD)	NB04024C5_44UN_AC	4	2,4	3	5,48	50
44		No.5 (2xD)	NB04024C7_44UN_AC	4	2,4	3	7,22	50
40	No. 4 (1,5xD)		NB04021C5_40UN_AC	4	2,1	3	5,4	50
40	No. 4 (2xD)		NB04021C6_40UN_AC	4	2,1	3	6,67	50
40	No.5 (1,5xD)		NB04023C5_40UN_AC	4	2,3	3	5,4	50
40	No.5 (2xD)		NB04023C7_40UN_AC	4	2,3	3	7,3	50
40	No.5 (2,5xD)		NB04023C8_40UN_AC	4	2,3	3	8,57	50
40		No.6 (1,5xD)	NB04026C6_40UN_AC	4	2,6	3	6,03	50
40		No.6 (2xD)	NB04026C8_40UN_AC	4	2,6	3	7,94	50
36		No.8 (1,5xD)	NB04031C7_36UN_AC	4	3,1	3	7,41	50
36		No.8 (2xD)	NB04031C9_36UN_AC	4	3,1	3	9,53	50
32	No.6 (1,5xD)		NB04025C6_32UN_AC	4	2,5	3	6,75	50
32	No.6 (2xD)		NB04025C8_32UN_AC	4	2,5	3	8,33	50
32	No.6 (2,5xD)		NB04025C10_32UN_AC	4	2,5	3	9,92	50
32	No.8 (1,5xD)		NB0403C7_32UN_AC	4	3	3	7,54	50
32	No.8 (2xD)		NB0403C9_32UN_AC	4	3	3	9,13	50
32	No.8 (2,5xD)		NB0403C11_32UN_AC	4	3	3	11,51	50
32		No.10 (1,5xD)	NB04036C8_32UN_AC	4	3,6	3	8,33	50
32		No.10 (2xD)	NB04036C10_32UN_AC	4	3,6	3	10,72	50
32			NB0606D13_32UN_AC	6	6	4	13,1	63
28		No.12 (1,5xD)	NB0404C9_28UN_AC	4	4	3	9,52	50
28		No.12 (2xD)	NB0404C12_28UN_AC	4	4	3	12,25	50
28		1/4 (1,5xD)	NB0605C10_28UN_AC	6	5	3	10,43	63
28		1/4 (2xD)	NB0605C14_28UN_AC	6	5	3	14,06	63
28			NB0808D17_28UN_AC	8	8	4	17,69	63
24	No.10 (1,5xD)		NB04036C9_24UN_AC	4	3,6	3	9	50
24	No.10 (2xD)		NB04036C11_24UN_AC	4	3,6	3	11,11	50
24	No.10 (2,5xD)		NB04036C13_24UN_AC	4	3,6	3	13,23	50
24	No.12 (1,5xD)		NB0404C10_24UN_AC	4	4	3	10,05	50
24	No.12 (2xD)		NB0404C12_24UN_AC	4	4	3	12,17	50
24	No.12 (2,5xD)		NB0404C15_24UN_AC	4	4	3	15,35	50
24		5/16 (1,5xD)	NB0606C13_24UN_AC	6	6	3	13,23	63
24		5/16 (2xD)	NB0606C17_24UN_AC	6	6	3	17,46	63
24		3/8 (1,5xD)	NB08076C15_24UN_AC	8	7,6	3	15,35	63
24		3/8 (2xD)	NB08076C20_24UN_AC	8	7,6	3	20,64	76

# SOLID CARBIDE THREAD MILLS




continue

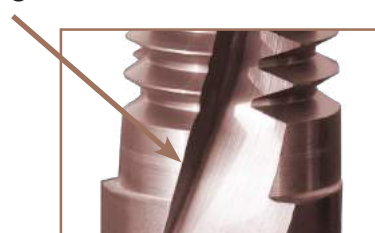
## UN

## UNIFIED

Pitch TPI	UNC	UNF	INTERNAL Part Number	d mm	D mm	No. of Flutes	l mm	L mm
20	1/4 (1,5xD)		NB06045C10_20UN_AC	6	4,5	3	10,8	63
20	1/4 (2xD)		NB06045C14_20UN_AC	6	4,5	3	14,6	63
20	1/4 (2,5xD)		NB06045C17_20UN_AC	6	4,5	3	17,15	63
20		7/16 (1,5xD)	NB0808C18_20UN_AC	8	8	3	18,41	63
20		7/16 (2xD)	NB0808C23_20UN_AC	8	8	3	23,5	76
20		1/2 (1,5xD)	NB1010D21_20UN_AC	10	10	4	20,96	76
20		1/2 (2xD)	NB1010D27_20UN_AC	10	10	4	27,31	76
20			NB1212E28_20UN_AC	12	12	5	28,57	83
18	5/16 (1,5xD)		NB06058C13_18UN_AC	6	5,8	3	13,41	63
18	5/16 (2xD)		NB06058C17_18UN_AC	6	5,8	3	17,64	63
18	5/16 (2,5xD)		NB06058C21_18UN_AC	6	5,8	3	21,87	63
18		9/16 (1,5xD)	NB1010D23_18UN_AC	10	10	4	23,28	76
18		9/16 (2xD)	NB1010D30_18UN_AC	10	10	4	30,34	100
18		5/8 (1,5xD)	NB1212D26_18UN_AC	12	12	4	26,11	83
18		5/8 (2xD)	NB1212D33_18UN_AC	12	12	4	33,16	100
16	3/8 (1,5xD)		NB0606C16_16UN_AC	6	6	3	16,67	63
16	3/8 (2xD)		NB0606C21_16UN_AC	6	6	3	21,43	63
16	3/8 (2,5xD)		NB0807C26_16UN_AC	8	7	3	26,19	76
16		3/4 (1,5xD)	NB1212D31_16UN_AC	12	12	4	30,96	100
16		3/4 (2xD)	NB1212D40_16UN_AC	12	12	4	40,48	100
16			NB1616E35_16UN_AC	16	16	5	35,72	100
14	7/16 (1,5xD)		NB0808C19_14UN_AC	8	8	3	19,05	63
14	7/16 (2xD)		NB0808C24_14UN_AC	8	8	3	24,49	76
14	7/16 (2,5xD)		NB0808C30_14UN_AC	8	8	3	29,94	76
14		7/8 (1,5xD)	NB1616E35_14UN_AC	16	16	5	35,38	100
14		7/8 (2xD)	NB1616E46_14UN_AC	16	16	5	46,26	120
13	1/2 (1,5xD)		NB0808C22_13UN_AC	8	8	3	22,47	76
13	1/2 (2xD)		NB0808C28_13UN_AC	8	8	3	28,33	76
13	1/2 (2,5xD)		NB10093C34_13UN_AC	10	9,3	3	34,19	100
12	9/16 (1,5xD)		NB1010C24_12UN_AC	10	10	3	24,34	76
12	9/16 (2xD)		NB1010C30_12UN_AC	10	10	3	30,69	100
12			NB1616E43_12UN_AC	16	16	5	43,39	100
11	5/8 (1,5xD)		NB1010C26_11UN_AC	10	10	3	26,55	76
11	5/8 (2xD)		NB1010C35_11UN_AC	10	10	3	35,79	100
11	5/8 (2,5xD)		NB12117C42_11UN_AC	12	11,7	3	42,72	100
10	3/4 (1,5xD)		NB1212C31_10UN_AC	12	12	3	31,75	100
10	3/4 (2xD)		NB1212C41_10UN_AC	12	12	3	41,91	100
9	7/8 (1,5xD)		NB1616C38_9UN_AC	16	16	3	38,1	100
9	7/8 (2xD)		NB1616C49_9UN_AC	16	16	3	49,39	120
8	1 (1,5xD)		NB1616C42_8UN_AC	16	16	3	42,86	100
8	1 (2xD)		NB1616C55_8UN_AC	16	16	3	55,56	120
8			NB2020D49_8UN_AC	20	20	4	49,21	120
7	1 1/8 - 1 1/4 (1,5xD)		NB2020C52_7UN_AC	20	20	3	52,61	120
6	1 3/8 - 1 1/2 (1,5xD)		NB2525C61_6UN_AC	25	25	3	61,38	130



Deburring of the thread

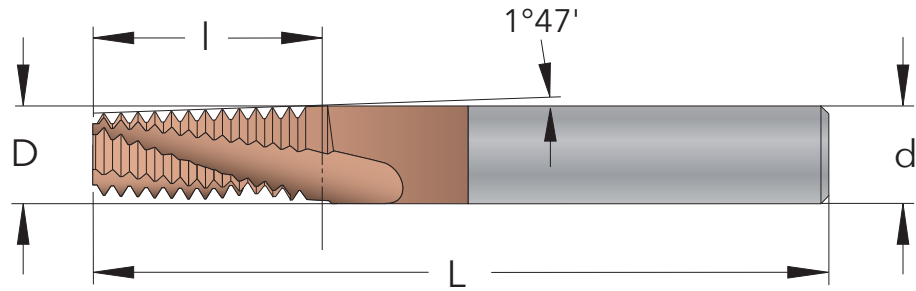


Threading without burrs

# SOLID CARBIDE THREAD MILLS

## ThreadBurr

**AC**  
 TiAlCN coated  
 Micrograin Carbide  
**Tolerance**  
 D 6,0 - 12,0 +0 / -0,030  
 D 16,0 - 20,0 +0 / -0,050  
**Shank**  
 Cylindrical h6, DIN6535 HA  
**Flute**  
 15° right hand spiral  
**Field of application**  
 Thread Milling of all types of steel



## NPT

### NPT PIPE THREAD

Pitch TPI	Standard	INTERNAL / EXTERNAL Part Number	d mm	D mm	No. of Flutes	l mm	L mm
27	1/16 - 1/8	XB0606C10_27NPT_AC	6	6	3	10,82	63
18	1/4 - 3/8	XB0808C16_18NPT_AC	8	8	3	16,23	63
18	1/4 - 3/8	XB1010D16_18NPT_AC	10	10	4	16,23	76
14	1/2 - 3/4	XB1212D22_14NPT_AC	12	12	4	22,68	83
14	3/4	XB1616E22_14NPT_AC	16	16	5	22,68	89
11,5	1 - 2	XB1616D29_11.5NPT_AC	16	16	4	29,82	89
8	≥ 2 1/2	XB2020D42_8NPT_AC	20	20	4	42,86	100

## NPTF

### NPTF DRYSEAL PIPE THREAD

Pitch TPI	Standard	INTERNAL / EXTERNAL Part Number	d mm	D mm	No. of Flutes	l mm	L mm
27	1/16 - 1/8	XB0606C10_27NPTF_AC	6	6	3	10,82	63
18	1/4 - 3/8	XB0808C16_18NPTF_AC	8	8	3	16,23	63
14	1/2 - 3/4	XB1212D22_14NPTF_AC	12	12	4	22,68	83
11,5	1 - 2	XB1616D29_11.5NPTF_AC	16	16	4	29,82	89
8	≥ 2 1/2	XB2020D42_8NPTF_AC	20	20	4	42,86	100

## NPSF

### NPSF PIPE THREAD

Pitch TPI	Standard	INTERNAL / EXTERNAL Part Number	d mm	D mm	No. of Flutes	l mm	L mm
27	1/16 - 1/8	XB0606C12_27NPSF_AC	6	6	3	12,70	63
18	1/4 - 3/8	XB0808C16_18NPSF_AC	8	8	3	16,23	63
14	1/2 - 3/4	XB1212D22_14NPSF_AC	12	12	4	22,68	83
11,5	1	XB1616D29_11.5NPSF_AC	16	16	4	29,82	89

## What is the difference between NPT, NPTF and NPSF?

NPT and NPTF are tapered threads. NPSF is a straight thread.

Leakage can occur on NPT threads which means that a thread seal tape or other thread sealant has to be used to get a leak-free thread.

To solve the problem of leakage, NPTF has been developed. This thread create full contact between the external and internal thread and will make a press fit. No other product for sealing is needed.

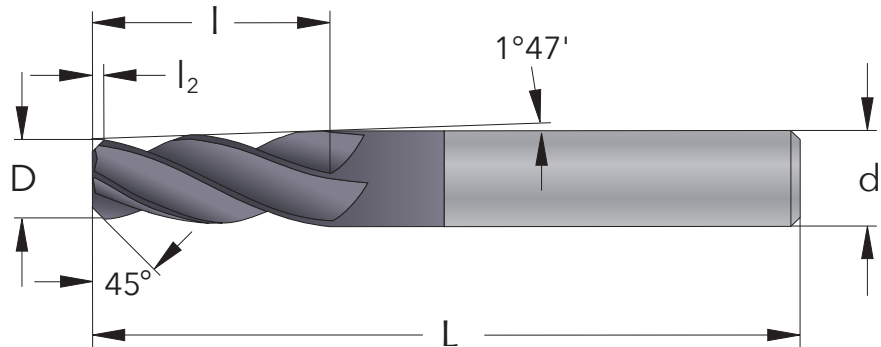
Another variation of dryseal is NPSF which is used for internal threads and is made to fit an external NPTF thread.

# SOLID CARBIDE THREAD MILLS

## Tapered End Mills for NPT/NPTF/BSPT



**FC**  
 TiAlN coated  
 Micrograin Carbide  
**Tolerance**  
 D 5,0 - 17,0 +0 / -0,050  
**Shank**  
 Cylindrical h6, DIN6535 HA  
**Flute**  
 30° right hand spiral  
**Field of application**  
 Before Thread Milling of  
 NPT/NPTF/BSPT



D mm	d mm	Part Number	No. of Flutes	l mm	l <sub>2</sub> mm	L mm
5	6	NPT0605D16_FC	4	16	1,0	63
8,5	10	NPT10085D24_FC	4	24	1,5	76
14	16	NPT1614D32_FC	4	32	2	89
17	20	NPT2017D48_FC	4	48	3	120

### Do I need to premill a tapered hole before threading?

It is not necessary, but we strongly recommend it as there are two major advantages of premilling a tapered hole before threading.

1. Longer tool life of the thread mill.
2. Shorter machining time.

Without premilling you have to make the thread in one or two extra passes and reduce the feed, otherwise you will destroy the tool as the crest is very small on NPT and NPTF threads.

*Chamfering of the thread*

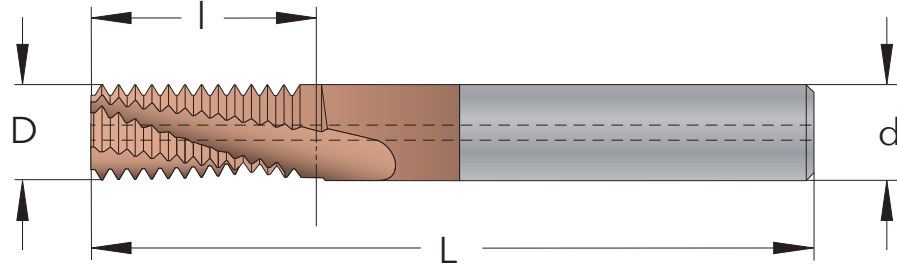
*Premilling of conical holes  
 result in longer tool life and  
 shorter machining time*



# SOLID CARBIDE THREAD MILLS

## ThreadBurr with Internal Axial Coolant

**AC**  
 TiAlCN coated  
 Micrograin Carbide  
**Tolerance**  
 The theoretical external diameter of the cutter is laser marked on the tool.  
**Shank**  
 Cylindrical h6, DIN6535 HA  
**Flute**  
 15° right hand spiral  
**Field of application**  
 Thread Milling of all types of steel




### M

### METRIC

Pitch mm	M coarse	M fine	INTERNAL Part Number	d mm	D mm	No. of Flutes	l mm	L mm
0,8	M5 (1,5xD)		NBK04038C8_0.8ISO_AC	4	3,8	3	8,4	50
0,8	M5 (2xD)		NBK04038C10_0.8ISO_AC	4	3,8	3	10,8	50
0,8	M5 (2,5xD)		NBK04038C13_0.8ISO_AC	4	3,8	3	13,2	50
1,0	M6 (1,5xD)	≥ M8	NBK06045C10_1.0ISO_AC	6	4,5	3	10,5	63
1,0	M6 (2xD)	≥ M8	NBK06045C13_1.0ISO_AC	6	4,5	3	13,5	63
1,0	M6 (2,5xD)	≥ M8	NBK06045C16_1.0ISO_AC	6	4,5	3	16,5	63
1,0		≥ M10	NBK0808D17_1.0ISO_AC	8	8	4	17,5	76
1,25	M8 (1,5xD)	≥ M10	NBK0606C14_1.25ISO_AC	6	6	3	14,37	63
1,25	M8 (2xD)	≥ M10	NBK0606C18_1.25ISO_AC	6	6	3	18,12	63
1,25	M8 (2,5xD)	≥ M10	NBK0606C21_1.25ISO_AC	6	6	3	21,87	63
1,5	M10 (1,5xD)	≥ M12	NBK08075C17_1.5ISO_AC	8	7,5	3	17,25	76
1,5	M10 (2xD)	≥ M12	NBK08075C21_1.5ISO_AC	8	7,5	3	21,75	76
1,5	M10 (2,5xD)	≥ M12	NBK08075C27_1.5ISO_AC	8	7,5	3	27,75	76
1,5	M10 (3xD)	≥ M12	NBK08075C32_1.5ISO_AC	8	7,5	3	32,25	76
1,5		≥ M16	NBK1212E29_1.5ISO_AC	12	12	5	29,25	100
1,5		≥ M20	NBK1616F35_1.5ISO_AC	16	16	6	35,25	120
1,75	M12 (1,5xD)		NBK0808C20_1.75ISO_AC	8	8	3	20,12	76
1,75	M12 (2xD)		NBK0808C27_1.75ISO_AC	8	8	3	27,12	76
1,75	M12 (1,5xD)		NBK1009C20_1.75ISO_AC	10	9	3	20,12	100
1,75	M12 (2xD)		NBK1009C27_1.75ISO_AC	10	9	3	27,12	100
1,75	M12 (2,5xD)		NBK1009C32_1.75ISO_AC	10	9	3	32,37	100
1,75	M12 (3xD)		NBK1009C37_1.75ISO_AC	10	9	3	37,62	100
2,0	M14 (1,5xD)	≥ M18	NBK1010C23_2.0ISO_AC	10	10	3	23	100
2,0	M14 (2xD)	≥ M18	NBK1010C31_2.0ISO_AC	10	10	3	31	100
2,0	M16 (1,5xD)	≥ M18	NBK1212D27_2.0ISO_AC	12	12	4	27	100
2,0	M16 (2xD)	≥ M18	NBK1212D35_2.0ISO_AC	12	12	4	35	100
2,0	M16 (2,5xD)	≥ M18	NBK1212D43_2.0ISO_AC	12	12	4	43	100
2,0	M16 (3xD)	≥ M18	NBK1212C51_2.0ISO_AC	12	12	3	51	100
2,0		≥ M20	NBK1616E39_2.0ISO_AC	16	16	5	39	120
2,5	M20 (1,5xD)		NBK1414D33_2.5ISO_AC	14	14	4	33,75	100
2,5	M20 (2xD)		NBK1414D43_2.5ISO_AC	14	14	4	43,75	100
2,5	M20 (2,5xD)		NBK1615D53_2.5ISO_AC	16	15	4	53,75	120
3,0	M24 (1,5xD)	≥ M30	NBK1616C40_3.0ISO_AC	16	16	3	40,5	120
3,0	M24 (2xD)	≥ M30	NBK1616C52_3.0ISO_AC	16	16	3	52,5	120
3,5	M30 (1,5xD)		NBK2020C50_3.5ISO_AC	20	20	3	50,75	150
3,5	M30 (2xD)		NBK2020C64_3.5ISO_AC	20	20	3	64,75	150

Internal Axial Coolant  
 is most suitable for  
 blind holes



# SOLID CARBIDE THREAD MILLS

## ThreadBurr with Internal Radial Coolant



### AC

TiAlCN coated  
Micrograin Carbide

### Tolerance

The theoretical external diameter of the cutter is laser marked on the tool.

### Shank

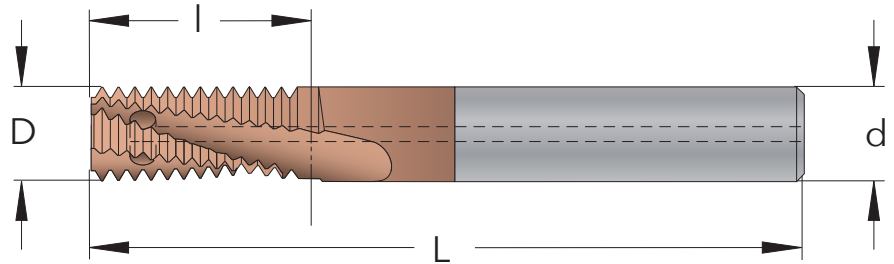
Cylindrical h6, DIN6535 HA

### Flute

15° right hand spiral

### Field of application

Thread Milling of all types of steel



## M

### METRIC

Pitch mm	M coarse	M fine	INTERNAL Part Number	d mm	D mm	No. of Flutes	l mm	L mm
1,0		≥ M10	NBT0808D17_1.0ISO_AC	8	8	4	17,5	76
1,25	M8 (2xD)	≥ M10	NBT0606C18_1.25ISO_AC	6	6	3	18,12	76
1,5	M10 (2xD)	≥ M12	NBT08075C21_1.5ISO_AC	8	7,5	3	21,75	76
1,5		≥ M16	NBT1212E29_1.5ISO_AC	12	12	5	29,25	100
1,75	M12 (2xD)		NBT0808C27_1.75ISO_AC	8	8	3	27,12	76
1,75	M12 (2xD)		NBT1009C27_1.75ISO_AC	10	9	3	27,12	100
2,0	M14 (2xD)	≥ M18	NBT1010C31_2.0ISO_AC	10	10	3	31	100
2,0	M16 (2xD)	≥ M18	NBT1212D35_2.0ISO_AC	12	12	4	35	100
2,0		≥ M20	NBT1616E39_2.0ISO_AC	16	16	5	39	100

## G/Rp

### WHITWORTH PIPE THREAD

Pitch TPI	Standard	INTERNAL / EXTERNAL Part Number	d mm	D mm	No. of Flutes	l mm	L mm
28	G 1/16 - 1/8	XBT0606C10_28W_AC	6	6	3	10,43	76
19	G 1/4 - 3/8	XBT1010D22_19W_AC	10	10	4	22,06	100
14	G 1/2 - 7/8	XBT1212D28_14W_AC	12	12	4	28,12	100
11	G 1 - 3	XBT1616D40_11W_AC	16	16	4	40,41	100

Internal Radial Coolant is most suitable for through holes



### Is it necessary to use a tool with Internal Coolant?

Most people use tools without Coolant as the price is lower and it is possible to use external Coolant with these tools. The carbide is solid to the center of the tool, making it a stronger tool with less risk for breakage.

In some cases when you have problems with chips you may want to use a tool with Internal Coolant as these tools gets the Coolant where you exactly want it and with higher pressure.

- Internal Axial Coolant (NBK) should be used for blind holes.
- Internal Radial Coolant (NBT) should be used for through holes.

# SOLID CARBIDE THREAD MILLS

## with One Tooth, partial profile

**AC / LC**

TiAlCN / AlCrN coated

Micrograin Carbide

**Tolerance**

D 0,3 - 6,0 +0 / -0,020

D 7,0 - 12,0 +0 / -0,030

**Shank**

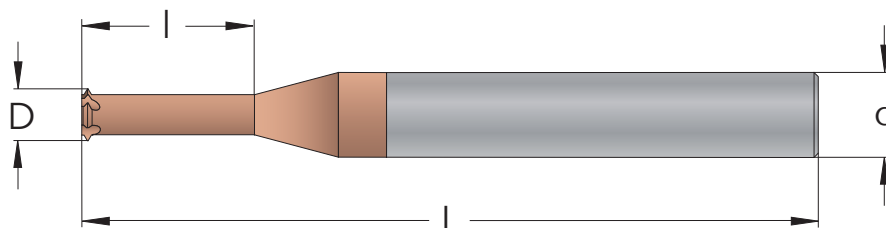
Cylindrical h6, DIN6535 HA

**Flute**

15° right hand spiral

**Field of application**

Thread Milling of all types of steel



# 60°

## PARTIAL PROFILE 60°

M coarse	M pitch mm	UNC	UNF	UN pitch TPI	INTERNAL Part Number	d mm	D mm	No. of Flutes	l mm	L mm
M0,5 (2xD)	0,125		No. 0000	160	NS03003C1.3_P60_LC	3	0,37	3	1,3	39
M0,6 (2xD)	0,15				NS03004C1.5_P60_LC	3	0,44	3	1,5	39
M0,8 (2xD)	0,2		No. 000	120	NS03005C2.0_P60_LC	3	0,58	3	2	39
M0,8 (3xD)	0,2		No. 000	120	NS03005C2.7_P60_LC	3	0,58	3	2,7	39
M1 (2xD)	0,2 - 0,25				NS03007C2.5_P60_LC	3	0,72	3	2,5	39
M1 (3xD)	0,2 - 0,25				NS03007C3.2_P60_LC	3	0,72	3	3,2	39
M1,2 (2xD)	0,2 - 0,25		No. 00	95	NS03009C2.9_P60_LC	3	0,92	3	2,9	39
M1,2 (3xD)	0,2 - 0,25		No. 00	95	NS03009C3.9_P60_LC	3	0,92	3	3,9	39
M1,4 (2xD)	0,2 - 0,3				NS03010C3.3_P60_LC	3	1,06	3	3,3	39
M1,4 (3xD)	0,2 - 0,3				NS03010C4.4_P60_LC	3	1,06	3	4,4	39
M1,6 (2xD)	0,2 - 0,35		No. 0	80	NS03012D3.6_P60_LC	3	1,2	4	3,6	39
M1,6 (3xD)	0,2 - 0,35		No. 0	80	NS03012D5.1_P60_LC	3	1,2	4	5,1	39
M1,8 (2xD)	0,35 - 0,4	No. 1	No. 1	72 - 64	NS03014D4.2_P60_LC	3	1,4	4	4,2	39
M1,8 (3xD)	0,35 - 0,4	No. 1	No. 1	72 - 64	NS03014D5.6_P60_LC	3	1,4	4	5,6	39
M2 (2xD)	0,4		No. 2	64	NS03015D4.6_P60_LC	3	1,55	4	4,6	39
M2 (3xD)	0,4		No. 2	64	NS03015D6.2_P60_LC	3	1,55	4	6,2	39
M2 (2xD)	0,35 - 0,4		No. 2	64	NS04015D4_P60_AC	4	1,5	4	4,4	50
M2 (3xD)	0,35 - 0,4		No. 2	64	NS04015D6_P60_AC	4	1,5	4	6,4	50
M2,2 (2xD)	0,45	No. 2		56	NS04016D5_P60_AC	4	1,65	4	5	50
M2,2 (3xD)	0,45	No. 2		56	NS04016D7_P60_AC	4	1,65	4	7,1	50
M2,5 (2xD)	0,45 - 0,5	No. 3	No. 3 - 4	56 - 48	NS04019D5_P60_AC	4	1,9	4	5,5	50
M2,5 (3xD)	0,45 - 0,5	No. 3	No. 3 - 4	56 - 48	NS04019D8_P60_AC	4	1,9	4	8	50
		No. 4		40	NS04021D6_P60_AC	4	2,1	4	6,4	50
		No. 4		40	NS04021D9_P60_AC	4	2,1	4	9,2	50
M3 (2xD)	0,5 - 0,6	No. 5	No. 5	44 - 40	NS04023D6_P60_AC	4	2,3	4	6,5	50
M3 (3xD)	0,5 - 0,6	No. 5	No. 5	44 - 40	NS04023D9_P60_AC	4	2,3	4	9,5	50
M3,5 (2xD)	0,5 - 0,75	No. 6	No. 6	40 - 32	NS04026D7_P60_AC	4	2,6	4	7,6	50
M3,5 (3xD)	0,5 - 0,75	No. 6	No. 6	40 - 32	NS04026D11_P60_AC	4	2,6	4	11,1	50
M4 (2xD)	0,7 - 0,75	No. 8	No. 8	36 - 32	NS0403D9_P60_AC	4	3	4	9	50
M4 (3xD)	0,7 - 0,75	No. 8	No. 8	36 - 32	NS0403D13_P60_AC	4	3	4	13	50
M4,5 (2xD)	0,75 - 1,0	No. 10	No. 10	32 - 24	NS04036D10_P60_AC	4	3,6	4	10	50
M4,5 (3xD)	0,75 - 1,0	No. 10	No. 10	32 - 24	NS04036D14_P60_AC	4	3,6	4	14,3	50
M5 (2xD)	0,75 - 1,0	No. 12	No. 12 - 1/4	32 - 24	NS0404D11_P60_AC	4	4	4	11	50
M5 (3xD)	0,75 - 1,0	No. 12	No. 12 - 1/4	32 - 24	NS0404D16_P60_AC	4	4	4	16	50
M6 (2xD)	1,0 - 1,25	1/4	5/16 - 3/8	24 - 20	NS06045D13_P60_AC	6	4,5	4	13	63
M6 (3xD)	1,0 - 1,25	1/4	5/16 - 3/8	24 - 20	NS06045D19_P60_AC	6	4,5	4	19	76
M8 (2xD)	1,25	5/16	7/16 - 1/2	20 - 18	NS0606E17_P60_AC	6	6	5	17,3	63
M8 (3xD)	1,25	5/16	7/16 - 1/2	20 - 18	NS0606E25_P60_AC	6	6	5	25,3	76
M10 (2xD)	1,5	3/8	9/16 - 3/4	18 - 16	NS08075E22_P60_AC	8	7,5	5	22	63
M10 (3xD)	1,5	3/8	9/16 - 3/4	18 - 16	NS08075E32_P60_AC	8	7,5	5	32	76
M12 (2xD)	1,75	7/16 - 1/2	7/8	14 - 13	NS1009E26_P60_AC	10	9	5	26	76
M12 (3xD)	1,75	7/16 - 1/2	7/8	14 - 13	NS1009E38_P60_AC	10	9	5	38	100
M14 (2xD)	2,0	9/16	≥ 1	12	NS1010E30_P60_AC	10	10	5	30	76
M14 (3xD)	2,0	9/16	≥ 1	12	NS1010E44_P60_AC	10	10	5	44	100
M16 (2xD)	2,0	5/8	≥ 1	12 - 11	NS1212F34_P60_AC	12	12	6	34	83
M16 (3xD)	2,0	5/8	≥ 1	12 - 11	NS1212F50_P60_AC	12	12	6	50	100

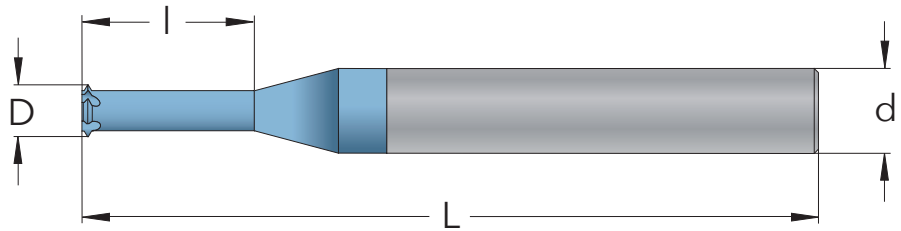


# SOLID CARBIDE THREAD MILLS



with One Tooth, full profile

**LC**  
AlCrN coated  
Micrograin Carbide  
**Tolerance**  
D 0,3 - 6,0 +0 / -0,020  
**Shank**  
Cylindrical h6, DIN6535 HA  
**Flute**  
15° right hand spiral  
**Field of application**  
Thread Milling of all types of steel



## M

## METRIC

Pitch mm	M coarse	M fine	INTERNAL Part Number	d mm	D mm	No. of Flutes	l mm	L mm
0,25	M1 (2xD)	≥ M1,4	NS03007C2_0.25ISO_LC	3	0,72	3	2,5	39
0,25	M1 (3xD)	≥ M1,4	NS03007C3_0.25ISO_LC	3	0,72	3	3,5	39
0,25	M1,2 (2xD)	≥ M1,4	NS03009C2_0.25ISO_LC	3	0,92	3	2,9	39
0,25	M1,2 (3xD)	≥ M1,4	NS03009C3_0.25ISO_LC	3	0,92	3	3,9	39
0,3	M1,4 (2xD)		NS03010C3_0.3ISO_LC	3	1,06	3	3,3	39
0,3	M1,4 (3xD)		NS03010C4_0.3ISO_LC	3	1,06	3	4,4	39
0,35	M1,6 (2xD)	≥ M2	NS03012D3_0.35ISO_LC	3	1,2	4	3,6	39
0,35	M1,6 (3xD)	≥ M2	NS03012D5_0.35ISO_LC	3	1,2	4	5,1	39
0,35	M1,8 (2xD)	≥ M2	NS03014D4_0.35ISO_LC	3	1,4	4	4,2	39
0,35	M1,8 (3xD)	≥ M2	NS03014D5_0.35ISO_LC	3	1,4	4	5,6	39
0,4	M2 (2xD)		NS03015D4_0.4ISO_LC	3	1,55	4	4,7	39
0,4	M2 (3xD)		NS03015D6_0.4ISO_LC	3	1,55	4	6,2	39

## Partial Profile vs Full Profile

With a Partial Profile tool it is possible to do different pitches and profiles as the tool only has One Tooth and a profile that is designed to suite several threads.

Some producers make these tools with a very small crest and large profile height to be able to do as many different threads as possible. The disadvantage with this is that the crest will be fragile and the tool diameter small which result in short tool life and tool breakage. Because of this SmiCut produce the Partial Profile thread mills with a more limited area of use.

Full Profile tools will make a thread with higher quality and with these tools it is not so important to drill the exactly correct diameter before threading. Full Profile tools are recommended as first choice.

## One Tooth vs Two Teeth

One Tooth has lower cutting forces and Two teeth has longer tool life.

One Tooth is mainly used for extremely small threads and when Two Teeth is not available, for example UN profiles. Two Teeth tools are recommended as first choice.



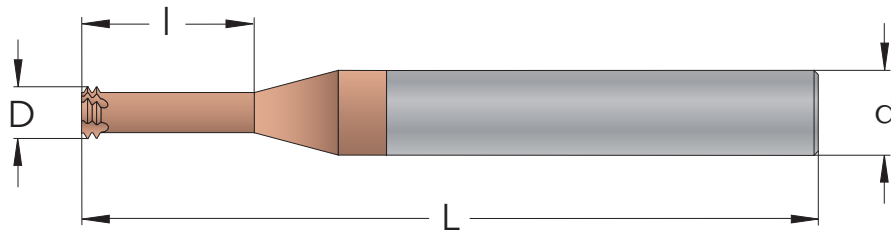
Thread Milling  
from M0,5



# SOLID CARBIDE THREAD MILLS

## with Two Teeth

**AC**  
 TiAlCN coated  
 Micrograin Carbide  
**Tolerance**  
 The theoretical external diameter of the cutter is laser marked on the tool.  
**Shank**  
 Cylindrical h6, DIN6535 HA  
**Flute**  
 15° right hand spiral  
**Field of application**  
 Thread Milling of all types of steel



## M METRIC

Pitch mm	M coarse	M fine	INTERNAL Part Number	d mm	D mm	No. of Flutes	l mm	L mm
0,4	M2 (2xD)		NM04015D4_0.4ISO_AC	4	1,5	4	4,4	50
0,4	M2 (3xD)		NM04015D6_0.4ISO_AC	4	1,5	4	6,4	50
0,45	M2,2 (2xD)		NM04016D5_0.45ISO_AC	4	1,65	4	5,0	50
0,45	M2,2 (3xD)		NM04016D7_0.45ISO_AC	4	1,65	4	7,1	50
0,45	M2,5 (2xD)		NM04019D5_0.45ISO_AC	4	1,9	4	5,5	50
0,45	M2,5 (3xD)		NM04019D8_0.45ISO_AC	4	1,9	4	8	50
0,5	M3 (2xD)	≥ M3,5	NM04023E6_0.5ISO_AC	4	2,3	5	6,5	50
0,5	M3 (3xD)	≥ M3,5	NM04023E9_0.5ISO_AC	4	2,3	5	9,5	50
0,6	M3,5 (2xD)		NM04026E7_0.6ISO_AC	4	2,6	5	7,6	50
0,6	M3,5 (3xD)		NM04026E11_0.6ISO_AC	4	2,6	5	11,1	50
0,7	M4 (2xD)		NM0403E9_0.7ISO_AC	4	3	5	9	50
0,7	M4 (3xD)		NM0403E13_0.7ISO_AC	4	3	5	13	50
0,75	M4,5 (2xD)	≥ M5	NM04034E10_0.75ISO_AC	4	3,4	5	10	50
0,75	M4,5 (3xD)	≥ M5	NM04034E14_0.75ISO_AC	4	3,4	5	14,3	50
0,8	M5 (2xD)		NM04038E11_0.8ISO_AC	4	3,8	5	11	50
0,8	M5 (3xD)		NM04038E16_0.8ISO_AC	4	3,8	5	16	50
1,0	M6 (2xD)	≥ M8	NM06045E13_1.0ISO_AC	6	4,5	5	13	63
1,0	M6 (3xD)	≥ M8	NM06045E19_1.0ISO_AC	6	4,5	5	19	76
1,25	M8 (2xD)	≥ M10	NM0606E17_1.25ISO_AC	6	6	5	17,3	63
1,25	M8 (3xD)	≥ M10	NM0606E25_1.25ISO_AC	6	6	5	25,3	76
1,5	M10 (2xD)	≥ M12	NM08075E22_1.5ISO_AC	8	7,5	5	22	63
1,5	M10 (3xD)	≥ M12	NM08075E32_1.5ISO_AC	8	7,5	5	32	76
1,75	M12 (2xD)		NM1009E26_1.75ISO_AC	10	9	5	26	76
1,75	M12 (3xD)		NM1009E38_1.75ISO_AC	10	9	5	38	100
2,0	M14 (2xD)	≥ M18	NM1010E30_2.0ISO_AC	10	10	5	30	76
2,0	M14 (3xD)	≥ M18	NM1010E44_2.0ISO_AC	10	10	5	44	100
2,0	M16 (2xD)	≥ M18	NM1212F34_2.0ISO_AC	12	12	6	34	83
2,0	M16 (3xD)	≥ M18	NM1212F50_2.0ISO_AC	12	12	6	50	100

### When should I use Two Teeth Thread Mills?

The first choice for thread milling is always ThreadBurr, NB-tools. They have the full thread length and deburr the entrance of the thread in the same operation.

In some cases when it is difficult to achieve good results, the NM-tools with Two Teeth can be a solution as the cutting forces are lower. For example, long threads and materials that are difficult to machine.

With NM-tools you make several passes axially instead of one, even so the machining time will not be so much longer as you can increase the feed and the tool has more flutes than the NB-tools.

Available from  
 Ø1,5 to Ø12 mm

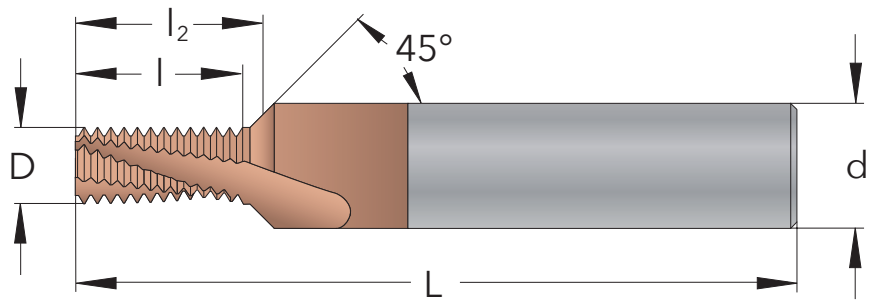


# SOLID CARBIDE THREAD MILLS

## with Chamfer




**AC**  
TiAlCN coated  
Micrograin Carbide  
**Tolerance**  
The theoretical external diameter of the cutter is laser marked on the tool.  
**Shank**  
Cylindrical h6, DIN6535 HA  
**Flute**  
15° right hand spiral  
**Field of application**  
Thread Milling of all types of steel



## M

## METRIC

Pitch mm	M coarse	INTERNAL Part Number	d mm	D mm	No. of Flutes	l mm	l <sub>2</sub> mm	L mm
0,5	M3 (1,5xD)	NF06023C5_0.5ISO_AC	6	2,3	3	5,25	5,85	63
0,5	M3 (2xD)	NF06023C6_0.5ISO_AC	6	2,3	3	6,75	7,35	63
0,5	M3 (2,5xD)	NF06023C8_0.5ISO_AC	6	2,3	3	8,25	8,85	63
0,5	M3 (3xD)	NF06023C9_0.5ISO_AC	6	2,3	3	9,75	10,35	63
0,7	M4 (1,5xD)	NF0603C7_0.7ISO_AC	6	3	3	7,35	8,2	63
0,7	M4 (2xD)	NF0603C8_0.7ISO_AC	6	3	3	8,75	9,6	63
0,7	M4 (2,5xD)	NF0603C10_0.7ISO_AC	6	3	3	10,85	11,7	63
0,7	M4 (3xD)	NF0603C12_0.7ISO_AC	6	3	3	12,95	13,8	63
0,8	M5 (1,5xD)	NF06038C8_0.8ISO_AC	6	3,8	3	8,4	9,4	63
0,8	M5 (2xD)	NF06038C10_0.8ISO_AC	6	3,8	3	10,8	11,8	63
0,8	M5 (2,5xD)	NF06038C13_0.8ISO_AC	6	3,8	3	13,2	14,2	63
0,8	M5 (3xD)	NF06038C16_0.8ISO_AC	6	3,8	3	16,4	17,4	63
1,0	M6 (1,5xD)	NF08045C10_1.0ISO_AC	8	4,5	3	10,5	11,75	63
1,0	M6 (2xD)	NF08045C13_1.0ISO_AC	8	4,5	3	13,5	14,75	63
1,0	M6 (2,5xD)	NF08045C16_1.0ISO_AC	8	4,5	3	16,5	17,75	63
1,25	M8 (1,5xD)	NF1006C14_1.25ISO_AC	10	6	3	14,37	16	76
1,25	M8 (2xD)	NF1006C18_1.25ISO_AC	10	6	3	18,12	19,75	76
1,25	M8 (2,5xD)	NF1006C21_1.25ISO_AC	10	6	3	21,87	23,5	76
1,5	M10 (1,5xD)	NF12075C17_1.5ISO_AC	12	7,5	3	17,25	19,25	83
1,5	M10 (2xD)	NF12075C21_1.5ISO_AC	12	7,5	3	21,75	23,75	83
1,5	M10 (2,5xD)	NF12075C27_1.5ISO_AC	12	7,5	3	27,75	29,75	83
1,75	M12 (1,5xD)	NF1409C20_1.75ISO_AC	14	9	3	20,12	22,5	89
1,75	M12 (2xD)	NF1409C27_1.75ISO_AC	14	9	3	27,12	29,5	89
1,75	M12 (2,5xD)	NF1409C32_1.75ISO_AC	14	9	3	32,37	34,75	89



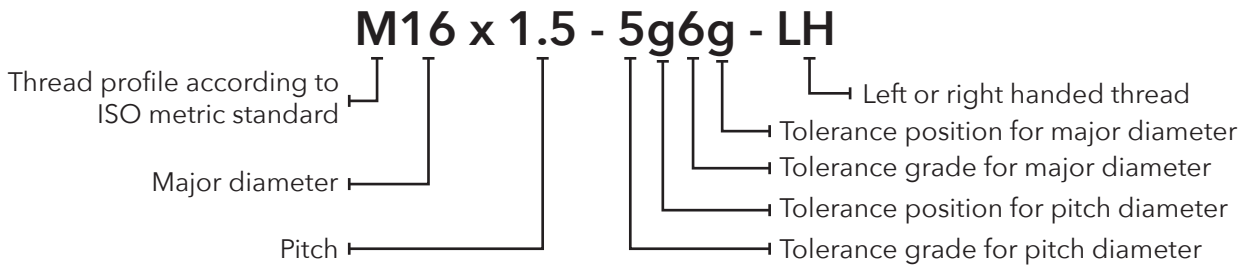
## Do I have to chamfer the thread?

The answer is yes if it is on the drawing and you do not have the authority to change it.

In practical terms, it is not necessary as the thread mills from SmiCut (ThreadBurr) deburr the entrance of the thread in the same operation as it is milling the thread.

First choice is, try to avoid the unnecessary chamfering operation. Second choice is, use NF-tools to make the chamfer and the thread with the same tool.

## Metric



All types and tolerance classes can be produced with ISO metric thread milling tools.

For coarse threads, the pitch is not written as it is determined of the diameter, for example M16 instead of M16 x 2.

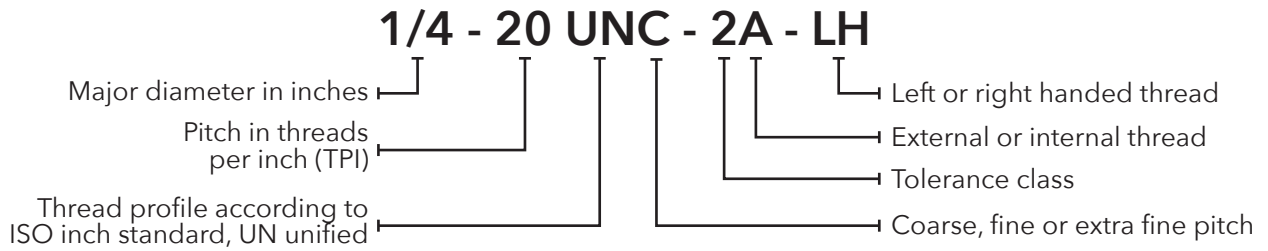
If the tolerance grade and position is the same for pitch and major diameter, it is written only once, for example 6h instead of 6h6h. Small letter for external threads and capital letter for internal threads. If no tolerance class is written, it means that the tolerance is 6H/6g. Slash between tolerances provide information about the internal and external thread.

It is not necessary to write RH for right hand thread as almost all threads are right handed.

M16 is a simplified writing of M16 x 2 - 6H/6g - RH.

Major diameter mm			Pitch mm
Serie 1	Serie 2	Serie 3	
M1			0,25
	M1,1		0,25
M1,2			0,25
	M1,4		0,3
M1,6			0,35
	M1,8		0,35
M2			0,4
	M2,2		0,45
M2,5			0,45
M3			0,5
	M3,5		0,6
M4			0,7
	M4,5		0,75
M5			0,8
M6			1
		M7	1
M8			1,25
		M9	1,25
M10			1,5
		M11	1,5
M12			1,75
	M14		2
M16			2
	M18		2,5
M20			2,5
	M22		2,5
M24			3
	M27		3
M30			3,5
	M33		3,5
M36			4
	M39		4
M42			4,5
	M45		4,5
M48			5
	M52		5
M56			5,5
	M60		5,5
M64			6
	M68		6

Thread Profile Depth	
external	0,613 x pitch
internal	0,541 x pitch



All types and tolerance classes can be produced with UN unified thread milling tools.

When the thread is smaller than 1/4", the diameter is given with a number from No. 0 to No. 12 (No. # x 0.013" + 0.060").

Mostly, the pitch is not written as it is determined of the diameter for UNC, UNF and UNEF threads.

If no tolerance class is written, it means that the tolerance is 2A for external threads and 2B for internal.

It is not necessary to write RH for right hand thread as almost all threads are right handed.

1/4 - UNC is a simplified writing of 1/4 - 20 UNC - 2A/2B - RH.

UNC	thread with coarse pitch
UNF	thread with fine pitch
UNEF	thread with extra fine pitch
UN	thread with constant pitch

	external	internal
Loose tolerance	1A	1B
Medium tolerance	2A	2B
Tight tolerance	3A	3B

Thread Profile Depth	
external	15,581 / TPI
internal	13,748 / TPI

Thread	Diameter mm	Pitch TPI		
		UNC	UNF	UNEF
No. 0	1,524	-	80	-
No. 1	1,854	64	72	-
No. 2	2,184	56	64	-
No. 3	2,515	48	56	-
No. 4	2,845	40	48	-
No. 5	3,175	40	44	-
No. 6	3,505	32	40	-
No. 8	4,166	32	36	-
No. 10	4,826	24	32	-
No. 12	5,486	24	28	32
1/4	6,350	20	28	32
5/16	7,937	18	24	32
3/8	9,525	16	24	32
7/16	11,112	14	20	28
1/2	12,700	13	20	28
9/16	14,287	12	18	24
5/8	15,875	11	18	24
3/4	19,050	10	16	20
7/8	22,225	9	14	20
1	25,400	8	12	20
1 1/16	26,988	-	-	18
1 1/8	28,575	7	12	18
1 3/16	30,162	-	-	18
1 1/4	31,750	7	12	18
1 5/16	33,338	-	-	18
1 3/8	34,925	6	12	18
1 7/16	36,512	-	-	18
1 1/2	38,100	6	12	18
1 9/16	39,688	-	-	18
1 5/8	41,275	-	-	18
1 11/16	42,862	-	-	18
1 3/4	44,450	5	-	-
2	50,800	4 1/2	-	-
2 1/4	57,150	4 1/2	-	-
2 1/2	63,500	4	-	-
2 3/4	69,850	4	-	-
3	76,200	4	-	-
3 1/4	82,550	4	-	-
3 1/2	88,900	4	-	-
3 3/4	95,250	4	-	-
4	101,600	4	-	-

# THREAD DESIGNATIONS

## British Standard Pipe Thread

### G 1/2 A - LH



### G - Whitworth / BSPP (P=parallel) Pipe Thread

All types and tolerance classes can be produced with W (Whitworth) thread milling tools.

	external	internal
Loose tolerance	A	only one
Tight tolerance	B	class

To get a pressure tight-joint you need a seal ring between the shoulder of the external thread and the face of the internal thread.

### R - Whitworth / BSPT (T=tapered) Pipe Thread

All types and tolerance classes of conical threads can be produced with BSPT thread milling tools.

Rp	Internal cylindrical pipe thread
Rc	Internal conical pipe thread
R	External conical pipe thread

As the thread is conical it will be almost a pressure tight-joint, but to improve the sealing effect you need to use a thread seal tape.

Pitch is not written as it is determined by the diameter.

It is not necessary to write RH for right hand thread as almost all threads are right handed.

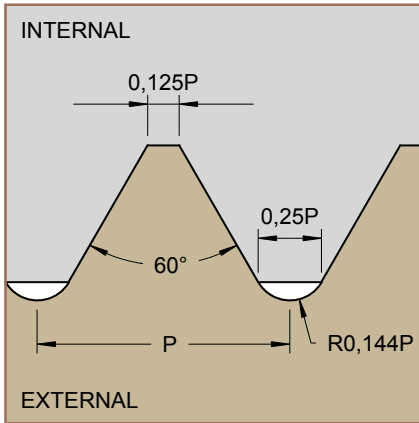
Thread Profile Depth	
external	16,256 / TPI
internal	16,256 / TPI

Thread	Pipe diameter	Pitch TPI
1/16	7,723	28
1/8	9,728	28
1/4	13,157	19
3/8	16,662	19
1/2	20,955	14
5/8*	22,911	14
3/4	26,441	14
7/8*	30,201	14
1	33,249	11
1 1/8*	37,897	11
1 1/4	41,910	11
1 1/2	47,803	11
1 3/4*	53,746	11
2	59,614	11
2 1/4*	65,710	11
2 1/2	75,184	11
2 3/4*	81,534	11
3	87,884	11
3 1/2*	100,330	11
4	113,030	11
4 1/2*	125,730	11
5	138,430	11
5 1/2*	151,130	11
6	163,830	11

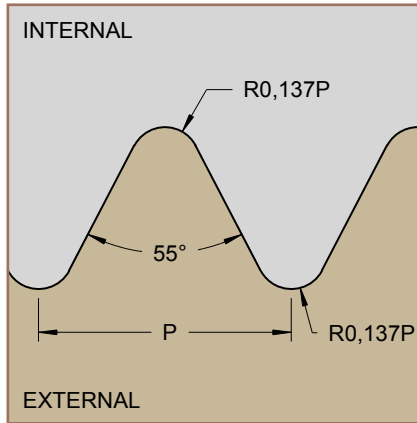
\*This dimension is only for G

# Common Thread Profiles

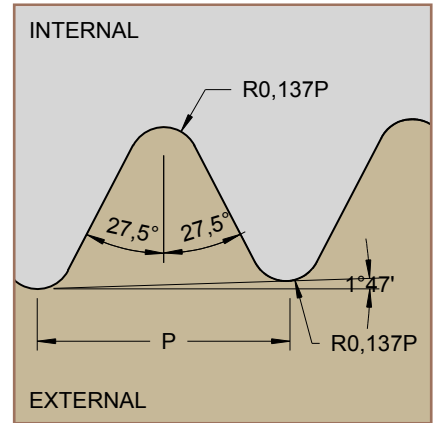
**ISO (M) and UN**



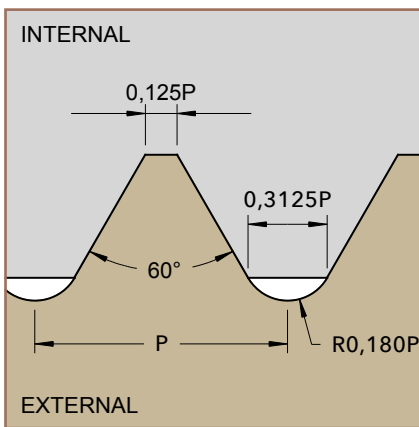
**Whitworth (W)**



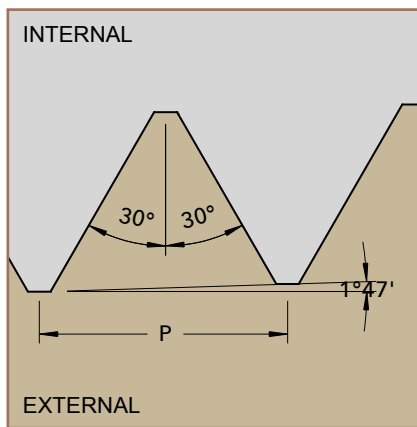
**BSPT**



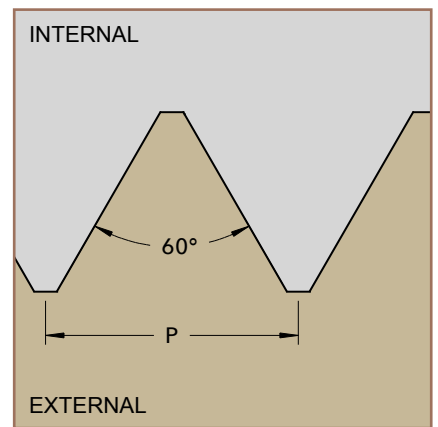
**MJ and UNJ**



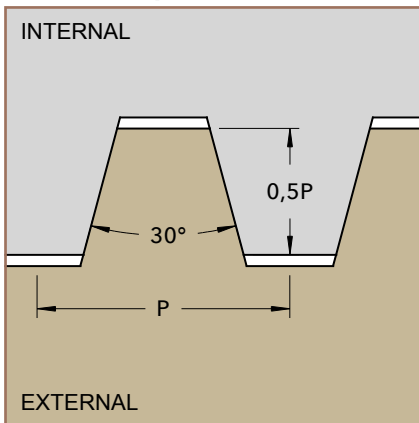
**NPT and NPTF**



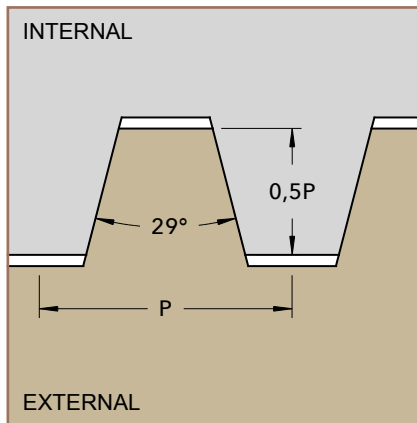
**NPSF**



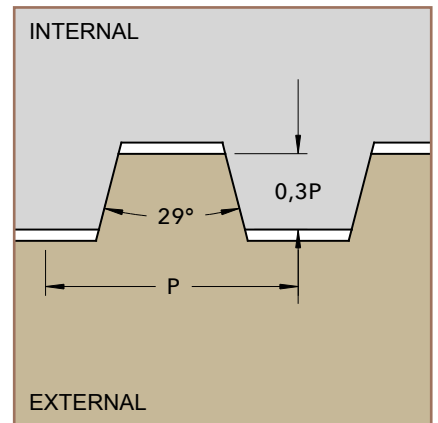
**Trapez DIN 103**



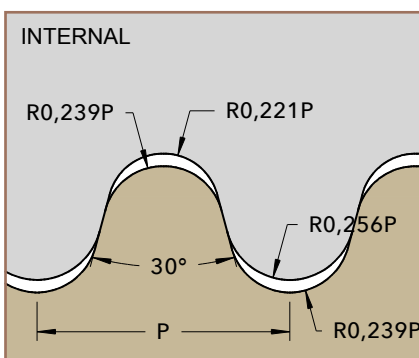
**ACME**



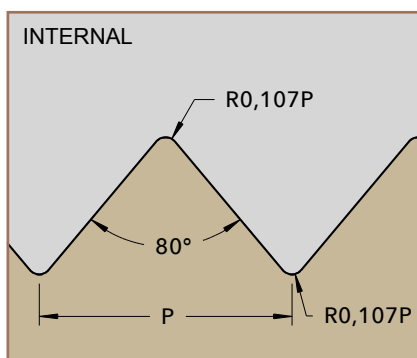
**STUB ACME**



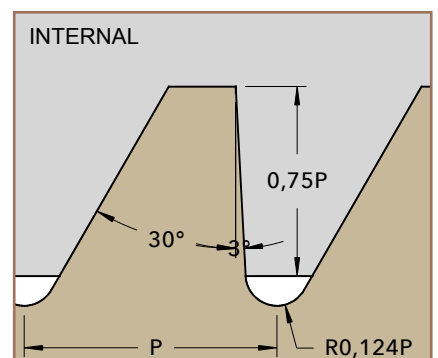
**Round DIN 405**



**PG DIN 40430**



**SG DIN 513**





Schmidt Tool Systems - The Master of Threading

The Schmidt family has developed and produced cutting tools for more than 60 years. Today there are three generations working in the company. Threading tools has always been the main product for the Schmidt family. The company is located in Sweden.



SmiCut AB  
Fläderstigen 12 - SE-771 43 Ludvika - Sweden  
tel. +46 240 182 30 - [info@smicut.se](mailto:info@smicut.se) - [www.smicut.com](http://www.smicut.com)